

West Michigan USBC

Board of Directors

2023-2024

Office	Name	Sanction #	Phone #	E-mail	Term
President:					
	Dick R. Strang Jr. (1088-556)		231-557-0827	dstrang300@gmail.com	2019-25
Vice-President:					
	Dan Varboncouer (1088-531)		231-750-2695	lordanvar1@gmail.com	2022-24
Directors:					
	Andrew Burnett (1046-2059)		616-258-0624	ajbowler210@gmail.com	2022-25
	James F. Hartman (1073-18)		231-510-2643	deweyroad@yahoo.com	2018-24
	Carol J. Linderman (3686-13)		231-766-1648	carol.jean.linderman@gmail.com	2018-24
	Richard W. Lovell (1046-41)		616-402-7679	DADRWL@msn.com	2022-25
	Lawrence C. Maxwell (1088-463)		231-777-3324	JMMMaxwell@comcast.net	2018-24
	Brenda Hansen (3686-9446)		231-740-7116	bmhansen07@gmail.com	2022-25
	Nihl (Stu) Brannam (1088-3677)		231-887-9935	StuBeDue@gmail.com	2020-26
Association Manager:					
	James F. Hartman (1073-18)		231-510-2643	gmsbcba@yahoo.com	2019-????

Revised 7-8-2023.

West Michigan USBC Officers and Directors 2023-24



Dick Strang Jr

President 2019-2025



Dan Varboncouer

Vice President 2020-24



James Hartman

Association Manager 2019-??




Rich Lovell

Director 2022-25



Carol Linderman

Director 2021-24



Larry Maxwell

Director 2021-24



Nihl (Stu) Brannam

Director 2022-26



Brenda Hansen

Director 2022-25



Andrew Burnett

Director 2022-25

West Michigan USBC Calendar of Events 2023-2024

August	Board Meeting/ League Handouts Thursday August 10, 2023 @ 6:00 PM @ Northway Lanes
September	Board Meeting Tuesday the 5 th @ 6:00 PM @ Eagles Rec
October	Board Meeting Tuesday the 3 rd @ 6:00 PM @ Eagles Rec Hall of Fame Inductions October 15 th @ 2:00 PM @ Folkert Community Center
November	Board Meeting Tuesday the 1 ^{7th} @ 6:00 PM @ Eagles Rec BVL Collection November 4 th thru 12 th
December	Board meeting Tuesday the 5 th @ 6:00 PM at Eagles Rec No More Sidelines Christmas Party December 2, 2023, at Folkert Community Center Good Willies Christmas Party Northway Lanes December 18, 2023
January	Board Meeting Tuesday the 2 nd @ 6:00 PM @ Eagles Rec
February	Board Meeting Tuesday the 6 th @ 6:00 PM @ Eagles Rec
March	Board Meeting Tuesday the 5 th @ 6:00 PM @ Eagles Rec
April	Board meeting Tuesday the 2 nd @ 6:00 PM @ Eagles Rec
May	Board Meeting Tuesday the 7 th 6:00 PM @ Eagles Rec
June	5 th Annual Awards Banquet and Meeting June 11 th held at Folkert Community Center
July	Board Meeting Tuesday the 2 nd @ 6:00 PM @ Eagles Rec



Tournament Calendar of Events for 2023-2024

October 28th & 29th November 11th & 12th

Doubles & Singles Tournament Held at Eagles Recreation

Squad times 11:00 AM and 1:00 PM all days Open to any sanctioned bowler

Saturday December 2nd

Christmas Bash Tournament Held at Sherman Bowling Center

11 AM Start Time Open to any sanctioned team

January 14th 17th & 18th 2024

Seniors Tournament Held at Northway Lanes

The 14th 11:00 AM 17th & 18th 1:00 PM Start Time Open to any bowler

February 3rd , 2024

Masters Tournament Held at Bob-Hi

Open to West Michigan USBC members only 21 Games or more

April 6th thru April 16th 2024

4th Annual West Michigan USBC Tournament

Both Men and Women

Team Event held at Hart Eagles 6:30 PM

Doubles and Singles held at Sherman Bowling Center 6:00 PM

Open to West Michigan USBC bowlers only

Youth Local Singles Tournament

Held at Northway Lanes

March 17th and March 24th

Bowl 4 Games take best three

Open to all youth sanctioned members West Michigan USBC and Holland Association

WEST MICHIGAN USBC

LANE ASSIGNMENTS

2023-2024

NORTHWAY LANES

Brenda Hansen

Andrew Burnett

SHERMAN LANES

Carol Linderman

Larry Maxwell

BOB-HI LANES

Carol Linderman

Rich Lovell

Andrew Burnett

RAVENNA BOWL

Rich Lovell

Nihl (Stu) Brannam

MUSKEGON EAGLES

Dan Varboncouer

James Hartman

PINCREST

Brenda Hansen

Nihl (Stu) Brannam

SPARTAN WEST

Dick Strang Jr

HART EAGLES

James Hartman

Stix Bowling

James Hartman

Dick Strang Jr.

WEST MICHIGAN USBC
2023-2024 COMMITTEES

FINANCE

James Hartman (Chairperson)

Dan Varboncouer

Rich Lovell

Nihl (Stu) Brannam

EXECUTIVE

Dick Strang Jr (Chairperson)

Carol Linderman

Brenda Hansen

James Hartman

WAYS AND MEANS

Rich Lovell (Chairperson)

Carol Linderman

Larry Maxwell

Dan Varboncouer

ASSOCIATION POLICY MANUAL/ BYLAWS

Carol Linderman (Chairperson)

Larry Maxwell

Rich Lovell

Andrew Burnett

NOMINATING

Michael Gilmore (Chairperson)

Howard Bogue

TOURNAMENT

Dan Varboncouer (Chairperson)

James Hartman

Andrew Burnett

Nihl (Stu) Brannam

PUBLIC RELATIONS

Brenda Hansen (Chairperson)

Rich Lovell

Larry Maxwell

Carol Linderman

STRATEGIC PLANNING

James Hartman (Chairperson)

Brenda Hansen

Nihl (Stu) Brannam

Andrew Burnett

Center Owner Information Or Contact Information

Bob-Hi Lanes	Joel Ernvall (owner)	231-733-1928
	Dave Olinghouse (manager)	231-798-3522
Eagles Recreation	Dan Varboncouer (manager)	231-750-2695
FOE Bowling Club (Hart)	Gary Worth	231-830-5951
Kats Alley Ravenna	Kathleen Leiby (owner)	231-853-2275
	Brian Leiby (manager)	803-807-7237
Northway Lanes	Brad Jacobs (owner)	231-773-9181
	Cody Jacobs (owner)	231-773-9181
	Ted Boltz (manager)	231-773-9181
Pincrest Lanes	Aimee Cohoon (owner)	616-502-1298
Sherman Bowling	Mike Nawrocki (owner)	616-617-0422
Spartan West	Donald Slimmen (owner)	231-757-2391
Stix Bowling Center	Andrew Reimer (Owner)	231-845-8181

Michigan State USBC

Karen Hagen

Association Manager

PO Box 217

Grandville, MI 49468-0217

616-635-2032

Manager@michiganstateusbc.com

Greater Muskegon Bowling Association

Past Presidents

* = deceased

1935-37	Charles Christensen*	1967-68	Afred Majors*	1992-93	Marv Brott
1937-38	James Henderson*	1968-69	Lucin Majeski*	1993-94	Paul Rogers*
1938-39	W.M. Hodson*	1969-70	Stan Laskowicz*	1994-95	Jon Caughey
1939-40	Henry Elliot*	1970-71	Steven Plichta*	1995-96	Jim Wolfiss
1940-42	George Ackerly*	1971-72	Anthony Stano*	1996-97	Barney Eagan*
1942-44	Robert Brumm*	1972-73	Jerry Schalk*	1997-98	Joe Siwicki
1944-46	Francis Wilde*	1973-74	Rudolph Pomper*	1998-99	Rich Bourdo
1946-48	Thomas Cowles*	1974-75	Ernest Miller*	1999-00	Mike Radtke
1948-49	Arthur Sundquist*	1975-76	Lawrence Nutt*	2000-01	John Rademaker
1949-51	Alphonse Girocco*	1976-77	Clark Rager*	2001-02	Ken Morrison*
1951-52	Fritz Dehudy*	1977-78	Elgin Casper*	2002-03	Larry Pearce*
1952-53	Ezra Buttermore*	1978-79	Robert South*	2003-04	Stanley Dasko
1953-54	Alfred Cayo*	1979-80	Gerald Porter*	2004-05	Jim Linderman
1954-56	John Erickson*	1980-81	John Krueger*	2005-06	Benjamin Lewis Jr
1956-57	Robert King*	1981-82	Walter Powell*	2006-07	Tom Szczesny*
1957-58	Michael Sarade*	1982-83	John Diendorf*	2007-08	Greg Miller
1958-59	Harvey Goranson*	1983-84	Howard Smith*	2008-09	Gary Makin
1959-60	Franklin Lyon*	1984-85	Wendall Walker*	2009-10	Jason Bowen
1960-61	Charles Duff*	1985-86	Glen Muehlhausen	2010-13	Barney Eagan*
1961-62	Walter Majeski*	1986-87	Phillip Kelley	2013-14	Phil Santos
1962-63	Homer Stanton*	1987-88	Terry Steinbeck	2014-15	Michael Gilmore
1963-64	Lyle Dell*	1988-89	Dan Varboncouer	2015-16	Dick Strang Jr
1964-65	Abram Vanoveren*	1989-90	Ted Crowley	2016-17	Jon Thompson
1965-66	Albert Bielinski*	1990-91	Bernie Ochaski*	2017-18	John Rudnick
1966-67	Otto Lenar*	1991-92	Dave Smith		

Secretaries/ Association Managers

1921-37	George Bonjernoor*	1982-08	Gerald Porter*	2013-18	John Schmidt*
1937-76	Carl K Kruger*	2008-09	Tony Campagna		
1976-82	Lucian Majeski*	2009-13	Kathy Eagan		

West Michigan USBC

Past Presidents

2018-19 Michael Gilmore

2019-present Dick Strang Jr

Past Association Managers

2018-19 John Schmidt*

2019-present James Hartman

Greater Muskegon Women Bowling Association

Past President

Year	President	Year	Secretary	Treasurer
1938-40	Edith Hastings	1938-40	Winifred Atherton	1938-39 Eleanor Anderson
1939-43	Grace Schuler	1939-40	Ann Berkema	1939-40 Lena Anderson
1943-45	Verna Reed	1940-41	Florence Ross	1940-41 Elsie Matel
1945-47	Isabel Swanson	1941-59	Elsie Matel	1941-42 Jean Kloss
1947-51	Kay Measley			1942-47 Ann Berkema
1951-53	Mabel Johnson			1947-48 Vi Judson
1953-64	Clare Daniels	1959-82	Ruth Majeski	1948-63 Ann Berkema
1965-71	Pauline Matovic	1982-88	Linda Stapp	1963-80 Esther Rynberg
1971-77	Ruthie Hansen	1988-98	Judy Porter	1980-93 Pauline Matovic
1977-80	Mary Ann Sarade	1998-2017	Jane Ryefield	1993-98 Judy Porter
1980-83	Beatrice Oliphant	2017-18	John Rudnick	
1983-85	Elvira Nelson			
1985-86	Karen Oakes			
1986-92	Thelma Woodruff			
1992-94	Dolores Langlois			
1998-2004	Elsie King			
2004-13	Darlene Pontius			
2013-15	Kathy Szczesny			
2015-16	Sue Ellis			
2016-18	Carol Linderman			

Greater Muskegon Bowling Association

Person of the Year

1982	Todd Lunsfor	1996	Jon Caughey	2008	Jim Nutt
1983	Lyle Dell	1997	John Grambau	2009	Dave Wilbur
1984	Howard Smith	1997	Clyde McKentry	2009	Scott Wilbur
1985	Robert South	1998	Richard Britzen	2010	Jill Emery
1986	Elgin Casper	1999	Tom Tuttle	2011	Robert Luetjen
1987	Gene Forton	2000	Rob Anderson	2012	Kathy Eagan
1988	Chuck Christensen	2001	Randy Ryfield	2012	Tom Schultz
1989	Ted Eiseniour	2002	Brad Jacobs	2013	Orval Smith
1990	William Brown	2002	Mike Jacobs	2014	Clark Gomery
1991	Robert Jacobs	2003	Paulette Porter	2015	Brian Graham
1992	Fred Holmes	2004	Gerald Porter	2016	Kristen Kopp
1993	Bill Montanbo	2005	Ken Clark	2016	Bob Lukins
1994	Scott Hilgeman	2006	Ken Morrison	2017	Michael Gilmore
1995	Les Shelkey	2007	Barney Eagan	2018	Hubert VanLoon/ Frank Coletta

Secretary of the Year

1983	William Keur	1996	Bud Labarge	2009	Thomas Majeski
1984	Bob Grumm	1997	Bill Pasco	2010	Larry Pearce
1985	Eugene Parker	1998	Michael Hild	2011	Karla Walde
1986	Laverne Denhof	1999	Joseph Payne	2012	Michael Withaam
1987	Walt Hagen	2000	Larry Maxwell	2013	Dave Engle
1988	Larry Pearce	2001	Michael Botticher	2014	Carol Linderman
1989	Terry Ahern	2002	Mike Radtke	2015	Michael Gilmore
1990	Howard Smith	2003	Joe Siwicki	2016	Paul Casperson
1991	Samuel Rice	2004	Gary Makin	2017	Sandy Swartz
1992	Dallas Martz	2005	Michael Gilmore	2018	All League Secretaries
1993	Charles Gasaway	2006	Lee Waldie		
1994	Dennis Radel	2007	Roger Hansen		
1995	Augie Serritos	2008	Samuel Rice		

Greater Muskegon Bowling Association

Director of the Year

1988	Jon Caughey	1999	Greg Miller	2010	Dick Strang Jr.
1989	Paul Rogers	2000	Tom Szczeny	2011	Jon Thompson
1990	Barney Eagan	2001	Greg Miller	2012	Michael Gilmore
1991	Joe Siwicki	2001	Ben Lewis	2013	John Schmidt
1992	Barney Eagan	2002	Gary Makin	2014	Carl Kuzyk
1992	Joe Siwicki	2003	Greg Miller	2015	James Hartman
1993	Joe Siwicki	2004	Phil Santos	2016	Michael Gilmore
1994	John Rademaker	2005	Phil Santos	2016	John Schmidt
1995	Larry Pearce	2006		2017	Howard Bogue
1996	Larry Pearce	2007	Dick Meisch	2018	Phil Pamer
1997	Ben Lewis	2008	Michael Gilmore	2018	Flynn Sochon
1998	Tom Szczeny	2009	Michael Gilmore		

West Michigan USBC

Person of the Year

2019	John Schmidt	2020	James Hartman	2021	Ted Boltz
2022	Kathy Tuttle	2023	Carol Hartman		

Secretary of the Year

2019	Sue Ellis	2019	Bonnie Kandalec	2020	Dan Varboncouer
2021	Brian Swiftney	2021	Michael Gilmore	2022	Carol Sibley
2023	Mike Nawrocki				

Director of the Year

2019	Annette Jones	2020	Howard Bogue	2021	James Hartman
2022	Dan Varboncouer	2022	James Hartman	2023	Brenda Hansen/ Nihl (Stu) Brannam

2023 Annual Awards Banquet





Jason Johnson 300/ 800



Jon Minzey 300



**James Hartman & Mike Current
400-700 Doubles Division 4 390 +**



Nelson Thumser

Seniors Doubles Class D 55-59



Gary Langlois

Seniors Doubles Class E 50-54



Michael Gilmore

Seniors Doubles Class C 60-64



Alan McCabe & Paul Grycki

Seniors Doubles Class B 65-69



H. Miller, J. Adams, J. Edens, N. Beach and J. Whitlow

3rd Annual Tournament Team Division 1



Mongomery Cerchiori

3rd Annual Team Div 2



Nick Beach & James Edens

3rd Annual Doubles Division 1



Scott Langlois & Raymond Langlois

3rd Annual Doubles Division 2



Wendy Green & Kim Batka

3rd Annual Doubles Division 3



Johanna Betts & Katie Laban

3rd Annual Doubles Division 4




Brad Batka

3rd Annual Singles Scratch



Mark McNarland

2023 Masters Champion



Nick Beach

3rd Annual High Series 807



Theresa Kammers

3rd Annual High Game 269




Ron Werner & Brad Batka

3rd Annual High Game 300




Deb Smith

3rd Annual Handicap Game 304



Mike Nawrocki

Secretary Of The Year



Nihl Brannam & Brenda Hansen

Directors of the Year



Carol Hartman

Person of the Year

2022-2023 West Michigan USBC Awards



West Michigan USBC

2022-2023

**Winner of the Thelma Woodruff
High Handicap Game in the Tournament 304
Winner of the Ralph Kuris
High Actual Series in the Tournament 721
Winner of the Clair Daniels
High Handicap Series in the Tournament 829**

Valerie Thompson



West Michigan USBC

2022-2023

**Winner of the Thelma Woodruff High Handicap
Game in the Tournament 304
2023 4th Annual Association Tournament**

Deborah Smith



**West Michigan USBC
2022-2023**

**Winner of the Polly Medendorp High Actual Series
Association 832**

**Winner of the Elsie Matel Actual Game
in the Tournament 269**

Theresa Kammers



**West Michigan USBC
2022-2023**

**Winner of the Ralph Kuris High Actual Series
in the Tournament 807**

2023 4th Annual Association Tournament

Nick Beach



**West Michigan USBC
2022-2023**

**Winner of the Elsie Matel High Actual Game
in the Tournament 300**

4th Annual Association Tournament

Bradley Batka



**West Michigan USBC
2022-2023**

**Winner of the Elsie Matel High Actual Game
in the Tournament 300**

**Winner of the Ralph Kuris High Handicap Game
in the Tournament 337**

4th Annual Association Tournament

Christopher Adams



**West Michigan USBC
2022-2023**

**Association High Average for Season 240
Association High Series for Season 857**

Daniel Lemiesz



**West Michigan USBC
2022-2023**

**Winner of the Elsie Matel High Actual
Game in the Tournament 300
4th Annual Association Tournament**

Ronald Werner



**West Michigan USBC
2022-2023**

**Winner of the Clair Daniels high Handicap
Series in the Tournament 871
2023 4th Annual Association Tournament
Tim Moran**



**West Michigan USBC
2022-2023**

**Co. Director of the Year
Brenda Hansen**



**West Michigan USBC
2022-2023
Co. Director of the Year
Nihl (Stu) Brannam**



**West Michigan USBC
Person of the Year
2022-2023
Carol Hartman**

Sport or Challenge Averages Adjusted to Standard

The Sport and Challenge Conversion Chart is used to convert a bowler's Sport or Challenge average to a Standard average, and vice versa, for leagues and tournaments. The conversion chart is not considered a "re-rate" of the bowler. Its purpose is to allow for a fair adjustment so the bowler's entering average is what would be expected of the bowler on the lane conditions of the league or tournament.

Sport	Challenge	Standard
110	110	110
111	111	112
112	113	114
113	114	116
114	115	117
115	116	119
116	118	121
117	119	122
118	120	124
119	122	126
120	123	127
121	124	129
122	125	130
123	126	132
124	128	134
125	129	135
126	130	137
127	131	138
128	133	140
129	134	141
130	135	143
131	136	144
132	138	146
133	138	147
134	140	149
135	141	150
136	142	152
137	143	153
138	145	155
139	146	156
140	147	158
141	148	159
142	150	161
143	151	162
144	152	164
145	153	165
146	154	166
147	156	168
148	157	169
149	158	170
150	159	172

Sport	Challenge	Standard
151	160	173
152	162	175
153	163	176
154	164	177
155	165	178
155	165	179
156	167	180
157	167	181
158	168	182
159	170	184
160	171	185
161	172	186
162	173	187
163	175	189
164	176	190
165	177	191
166	178	192
167	180	194
168	181	195
169	181	196
170	182	197
171	183	198
172	184	199
173	186	201
174	187	202
175	188	203
176	189	204
177	190	205
178	191	206
179	192	207
180	193	208
181	195	210
182	196	211
183	197	212
184	199	213
185	200	214
186	201	215
187	202	216
188	203	217
189	204	218
190	205	219

Sport	Challenge	Standard
191	206	220
192	207	221
193	208	222
194	209	223
195	210	224
196	211	225
197	212	226
198	214	227
199	214	227
200	215	228
201	216	229
202	217	230
203	218	231
204	219	232
205	220	233
206	221	234
207	223	235
208	223	235
209	224	236
210	225	237
211	226	238
212	227	239
213	227	239
214	229	240
215	230	241
216	231	242
217	232	243
218	232	243
219	233	244
220	234	245
221	235	246
222	235	246
223	236	247
224	237	248
225	237	248
226	238	249
227	239	250
228	239	250
229	240	251
230	+11 pins	+22 pins

Note: If converting Standard to Challenge average, and your averages is not listed, move up one (1) pin and convert. For example, a 174 Challenge average converts to 163 Sport average and 189 Standard average. If the average is listed twice, convert to the higher of the Sport and Challenge averages. For example, a 214 Challenge average converts to a 199 Sport average and 227 Standard average.

Bob Hi Lanes
2930 Getty
Muskegon MI 49444

Phone: 231/733-1928
Fax:
Cert: 6878
Lanes: 12

Northway Lanes
1751 E Evanston
Muskegon MI 49442

Phone: 231/773-9181
Fax: 231/777-7961
Cert: 7628
Lanes: 50

Abbrev	League Name	Cert #	Time Bowls	Abbrev	League Name	Cert #	Time Bowls
BH1	Bob-Hi Mini	199298	Wed, 06:30 PM	NW1	XYZ'ers	565898	Fri, 01:00 PM
BH2	Sunday Nite Mixers	199290	Sun, 04:20 PM	NW10	Greenridge Reality Monday	565948	Mon, 06:10 PM
BH3	Saturday EOW	199294	Sat, 06:30 PM	NW11	Wednesday Industrial	565889	Wed, 09:00 AM
BH4	Commercial	199297	Mon, 06:15 PM	NW12	Consumers	199275	Wed, 06:00 PM
BH5	Mixed Classic Trio/ Wayne's Deli Mixed	199295	Tue, 06:30 PM	NW13	Saturday Shooters	565951	Sat, 06:30 PM
BH6	Sunday Mixed Doubles	199292	Sun, 01:00 PM	NW14	Port City Independent	596743	Thu, 06:15 PM
BH7	Friday Nite Men	199296	Fri, 07:00 PM	NW15	Sunday Nite Mixed-Ups	565952	Sun, 05:00 PM
BH8	Starlite	199293	Thu, 06:30 PM	NW16	Flannery's Service	565945	Wed, 06:00 PM

Eagles Recreation
621 W Western
Muskegon MI 49440

Phone: 231/726-5117
Fax:
Cert: 9909
Lanes: 8

Abbrev	League Name	Cert #	Time Bowls	Abbrev	League Name	Cert #	Time Bowls
EA1	Friday Night Mixed	614295	Fri, 07:30 PM	NW17	Tuesday Industrial	565894	Tue, 06:00 PM
EA2	Muskegon Businessman	199278	Tue, 06:30 PM	NW18	3rd Shifter's	614086	Fri, 08:00 AM
EA3	Saturday Night He's & She's	614296	Sat, 07:00 PM	NW19	747	565890	Fri, 06:30 PM
EA4	Monday Night Eagles	199288	Mon, 06:30 PM	NW2	Kings & Queens	565947	Sun, 06:30 PM
EA5	Muskegon Elk's 274	199289	Wed, 06:30 PM	NW20	Moose Mixed	565950	Sat, 07:00 PM
EA6	Thursdy Night 69'ers	404964	Thu, 06:30 PM	NW21	Casual Couples	314133	Fri, 06:30 PM
				NW3	Business Girls	314129	Wed, 06:10 PM
				NW4	Tuesday Senors	614088	Tue, 01:00 PM
				NW5	Wednesday Wonders	565897	Wed, 07:00 PM
				NW6	Heights Eagles	565946	Fri, 06:00 PM
				NW7	Miller Lite Circle	199280	Thu, 06:10 PM
				NW8	Starlite Orphans	614085	Tue, 06:20 PM
				NW9	Monday Nite Industrial	565949	Mon, 06:00 PM
				NWNS1	Sport Shooters	565893	Tue, 06:30 PM
				NWNS2	The Bowling League	565896	Sun, 06:30 PM
				NWNS3	Spring 3rd Shifters	404955	Fri, 08:00 AM
				NWNS4	Thursday Throwdown	404953	Thu, 07:00 PM

FOE Bowling Club
4555 N Oceana Dr
Hart MI 49420

Phone: 231/873-4801
Fax:
Cert: 1854
Lanes: 12

Pincrest Lanes
6571 Airline Rd
Fruitport MI 49415

Phone: 231/865-3215
Fax:
Cert: 7453
Lanes: 6

Abbrev	League Name	Cert #	Time Bowls	Abbrev	League Name	Cert #	Time Bowls
HEA1	Black 221	978861	Mon, 06:30 PM	PC1	Wednesday Bowlerettes	596761	Wed, 06:30 PM
HEA2	Pentwater Men	152098	Thu, 06:30 PM	PC2	Hoek's Pin Pirates	152100	Mon, 06:30 PM
HEA3	Saturday Nite Special	978863	Sat, 06:00 PM	PC3	Tuesday Night Men	614090	Tue, 06:30 PM
HEA4	Sunday Mixed	978862	Sun, 06:30 PM	PC4	Radical Thursday Night Mens	152101	Thu, 06:30 PM
HEA5	Tuesday Women	152099	Tue, 06:15 PM				

Kats Alley
2915 Slocum
Ravenna MI 49451

Phone: 231/853-2275
Fax:
Cert: 4807
Lanes: 16

Abbrev	League Name	Cert #	Time Bowls
RA1	Sunday Nite Mixed-Ups	978864	Sun, 03:00 PM
RA2	Thursday Night Hunters	565905	Thu, 07:00 PM
RA3	Tuesday Nght Hunters	565907	Tue, 06:30 PM
RA4	Wednesday Early Birds	565906	Wed, 06:30 PM

Sherman Bowling Center
1531 W Sherman
Muskegon MI 49441

Phone: 231/755-1258
Fax:
Cert: 7947
Lanes: 50

<u>Abbrev</u>	<u>League Name</u>	<u>Cert #</u>	<u>Time Bowls</u>
SH1	Miller Lite Webber Cup	199304	Tue, 06:30 PM
SH2	Mens Christain	565944	Mon, 06:30 PM
SH3	Sundy Nite Mixed	199301	Sun, 06:00 PM
SH4	Tuesday Senior	199300	Tue, 11:00 AM
SH5	Wednesday Seniors	199299	Wed, 11:00 AM
SH6	Sherman Bar	614094	Wed, 06:15 PM

Spartan West Bowling Center
2253 W Us 10
Ludington MI 49431

Phone: 231/757-2391
Fax: 231/757-4441
Cert: 20020
Lanes: 16

<u>Abbrev</u>	<u>League Name</u>	<u>Cert #</u>	<u>Time Bowls</u>
SW1	Spartan A	978869	Wed, 06:30 PM
SW2	West Shore Women	978868	Tue, 06:00 PM

YOUTH
2105 West Dewey Road
Scottville MI 49454

Phone:
Fax:
Cert: 0
Lanes:

<u>Abbrev</u>	<u>League Name</u>	<u>Cert #</u>	<u>Time Bowls</u>
	Saturday Morning Kids	565899	Sat, 10:00 AM
	Bumpers	314712	Sat, 09:30 AM
	Masters	565901	Sat, 09:30 AM
	Novices	565903	Sat, 09:30 AM
	Junior League	565904	Thu, 05:30 PM

West Michigan USBC

Yearbook

Suspended bowlers excluded, Active leagues only, 2022-23 only

Sorted By Bowler Name, Average

Name	National ID	Avg	Games	Leagues
Abbey, Seth	15-82871	133R	33	SY1
Abraham, Marcus T	9742-19758	141	78	NW15
Achterhof, Todd	1088-17666	189	48	NW21
	1088-17666	170	75	BH4
Adams, Amy S	3686-8263	122	81	NW15
Adams, Brandon K	1042-751	190	72	EA2
	1042-751	181	36	EA3
Adams, Christopher F	1092-402	198	51	NW9
	1092-402	177	24	HEA2
Adams, Eric D	9742-20358	176	30	NWNS2
Adams, Jason J	9742-19303	173	84	NW9
	9742-19303	171	81	NW15
	9742-19303	169	84	RA4
Adams, Josh E	1088-10729	201	75	NW7
Adams, Michael A	1088-2647	166	36	BH2
Aebig, Steven G	1092-502	192	63	NW7
	1092-502	187	75	NW1
Aldrich, Andrea S	3686-9958	158	42	PC1
Aldridge, Annette L	3686-84	146	27	PC1
Alexander, Larry E	1046-1908	173	69	SH6
Alexander, Renee	9742-20254	102 *	15	SH6
Allard, Kyle D	1088-11181	186	69	BH1
Allen, Marsha A	3686-460	134	78	NW5
Allen, Mike D	1046-1500	176	45	NW17
Allsop, David J	9742-20283	162	48	NW21
Allsop, Shelly A	3686-1866	145	48	NW21
Alsteens, Brandy J	3683-1866	147	47	NW14
Alter, Kurt A	369-37811	195	54	NW7
	369-37811	193	51	NW16
Alvarez, Christian J	519-20547	161	84	NW19
Alvarez, Johnny J	470-3614	162	93	NW19
Alvesteffer, Wyatt E	1088-18190	193	21	HEA1
	1088-18190	185	75	HEA2
Alviar, Daniel J, Jr	10-898672	215	69	BH7
	10-898672	210	78	RA3
Anderson, Andrea	16-116504	130R C	54	NY2
Anderson, Bonnie S	3683-320	145	81	BH1
Anderson, Brent L	1088-5062	179 *	12	NW7
Anderson, Bryan L	9742-20129	141	84	HEA1
Anderson, Chris A	1092-151	159	75	HEA1
	1092-151	158	78	HEA2
Anderson, Connor J	1088-18584	160	57	EA5
Anderson, Drew	16-116517	133R	57	NY3
Anderson, Hunter R	9742-20174	155	63	EA5
Anderson, Kayla M	9742-19002	121	84	NW19
	9742-19002	120	72	NW15
Anderson, Kyle R	9742-19940	166	54	EA5

* = Average calculated with less than 21 games, R = Right, C = Challenge, S = Sport

Name	National ID	Avg	Games	Leagues
Anderson, Lucky P	6010-1164	146	36	NW19
	6010-1164	140	65	NW15
Anderson, Milton V	9742-19979	114	84	NW19
	9742-19979	113	30	NW15
Anderson, Patrick E	1088-13241	152	90	BH1
Anderson, Robert A, Jr	1088-18285	162	81	NW19
	1088-18285	161	66	NW15
Anderson, Samantha J	3686-11179	135	25	BH1
Anderson, Viktor J	1088-2657	137 *	6	EA5
Andree, Jason J	1088-18335	150	84	NW9
Angelini, Lisa M	3686-11916	113	33	BH2
Antcliff, Jacob S	9742-20202	150	78	NW15
Anzivino, Gregory M	9742-20291	169	48	NW16
Archer, Steven E	1088-13269	130 *	3	BH8
Areklet, John	11-708891	46	54	
Areklet, Rylie	22-50892	82	63	
Armour, Tyler J	673-1169	214	69	SH1
	673-1169	211	27	EA5
Arnold, John W	1110-696	201	83	SW1
Arquette, Andrew J	22-50943	123	24	
Arquette, Dracie L	9742-20227	113	78	HEA5
Arquette, Hailey M	9742-20229	122	69	HEA5
Ashley, Colleen M	3686-12196	187	63	NW3
Atwood, Brandon L	1088-4523	185	24	BH4
Auger, Travis L, Sr	9742-19779	161	39	BH4
Ayala, Jace	16-90832	211	78	NW7
	16-90832	210	81	NW6
	16-90832	173S	36	NWNS1
Ayala, Ruben T	1088-6344	170	78	NW6
Baatz, Dan R	1088-18556	159	24	EA4
Babcock, Gary(Scott) S	1088-1678	192	60	SH1
	1088-1678	186	54	BH4
Babcock, Tina	3686-830	133	81	SH1
Bacholl, Shevaun L	3686-9239	144	75	NW15
Bacon, Ronald L	1088-3048	201	84	SH1
Bailey, Andrew J	1046-1177	167	42	NW20
Bailey, Meghan M	9742-20313	100 *	9	NW20
Bailey, Trevor J	1088-11522	168	81	EA2
Balahoski, Ronald A	1047-3974	173	87	RA4
Balcom, Brady	22-29966	46	29	NY3
Balcom, William J	1088-11046	158 *	15	NW16
Ball, John M	1088-6306	201	66	NW12
Bancroft, David E	1088-6241	165	57	NW7
Barrett, Brad J	1046-395	212	93	NW12
Barrett, Nicholas J	1088-11325	203	84	RA4
Barrick, Robert R	1088-9160	134	48	NW21
Bartolameolli, Thomas P	9742-19904	146	87	EA2
Basler, Kurtis A	11-739693	140R C	36	NY2
Bateson, Jamie M	3689-743	130 *	18	HEA5
Batka, Bradley F	1046-385	233	66	BH8
	1046-385	214	69	PC3
Batka, Brennan K	6010-2382	208	90	BH8

* = Average calculated with less than 21 games, R = Right, C = Challenge, S = Sport

Name	National ID	Avg	Games	Leagues
Batka, Cameron J	6010-2549	161	36	BH8
Batka, Ellie	18-15286	106R C	54	NY2
Batka, Eric S	1046-146	220	75	BH8
Batka, Jamie L	1046-8	227	75	BH8
Batka, Jaxon B	11-287241	193	78	BH8
	11-287241	180S	32	NWNS1
Batka, Kimberly M	3686-12056	189	72	BH8
	3686-12056	185	84	SH1
Batka, Kolton	17-21323	120R C	51	NY2
Baumgarner, Kenneth P	1046-562	202	21	SH1
	1046-562	193	84	BH8
Baumgarner, Noah J	1088-18021	204	87	BH8
	1088-18021	200	90	SH1
Baun, David	9742-20293	143	48	NW21
Baun, Elexandra	20-316	159	72	NW3
Baun, Pam	9742-19091	137	72	NW3
Bayle, Nora M	9742-19640	117	87	HEA5
Bayle, Robert H	9742-20130	151	84	HEA1
Bayne, Adam R	1088-10720	174 *	18	NW17
	1088-10720	174	78	NW19
	1088-10720	164 *	6	NW20
Beach, Ashel (Tom) T	1088-2759	188	80	EA5
Beach, Nick A	1088-10504	239	83	NW7
	1088-10504	229	84	EA5
Beagle, Lee E	1088-146	186	81	EA5
Beahan, Conner J	9742-20279	192	90	NW17
Beaune, Mark W	1088-1582	171	84	NW7
Beckel, Luann K	3686-11917	144	42	BH2
Beckley, Richard A	1088-697	199	84	NW15
Bectel, Bradley A	10-402441	154	72	BH4
	10-402441	150	42	BH2
Beegle, Tommy J	1088-10005	175	39	EA4
Beer, Alyzeia J	22-53308	94	50	NY3
Beer, CJ	9742-19048	136	45	NW21
Behling, Matt J	1014-5389	217	90	NW9
Behling, Ryan J	1088-8701	199	84	NW9
	1088-8701	192	78	NW18
Bekakis, Paul J	226-14254	196 *	3	EA5
	226-14254	192	69	EA4
Bekkering, Paul A	1088-5455	175	33	PC3
	1088-5455	169	78	PC4
Belasco, Christopher M	9742-19715	170	75	NW5
Belasco, John J	1088-2028	158	87	EA2
Benefiel, Dan A	9742-20212	122	84	NW17
Benefiel, Robert A	1046-706	152	90	NW17
Benner, Jonathan M	1088-11839	200	87	NW6
Bennett, Jerrud A	9742-20188	163	45	NW13
Bennett, Katherine A	9742-20189	140	45	NW13
Bennitt, Brandon	9742-19901	176	75	HEA1
Bentley, Kimberly	3686-11958	114	61	NW14
Bentley-Kittel, Lindsey M	3686-12120	123	43	NW14

* = Average calculated with less than 21 games, R = Right, C = Challenge, S = Sport

Name	National ID	Avg	Games	Leagues
Bentz, Kevin M	1088-12054	156	57	NW16
Bercier, John H	6248-86	198	63	EA5
Betts, Johanna L	9742-19625	137	66	NW10
Betts, Woodrow (Chip)	9742-18765	187	75	NW9
Bialik, Daniel C	1088-437	160	33	BH6
Birch, Vincent A	15-183055	209	21	NWNS4
Bissell, Brian	1088-18307	123	84	NW15
Bissell, Dustin W	1088-12650	187	75	BH1
Bissell, Violet L	3686-3252	146	84	NW15
Blackman, Marc A	1088-12096	165	78	NW15
Blackmer, Jennifer C	3686-5061	103 *	9	PC1
Blackmore, Tammie M	3686-259	169	87	RA3
Blanchette, Mark W	1046-253	202	81	BH1
Boelkins, Bernie E	1088-971	165	72	NW7
Boes, Brad M	1088-12411	166	69	NW7
Boeskool, Brent M	9742-19293	162	87	NW9
Boeskool, Heather	9742-20308	108	78	NW10
Bogerd, Jeremy J	1046-560	204	66	PC3
Bogner, Patricia A	3686-143	145	88	BH5
Bogner, Scott J	1088-8497	203	75	NW7
	1088-8497	193	92	BH5
Bogue, David C	1088-7000	152	76	NW4
Bogue, Howard R	10-402401	173	87	NW4
	10-402401	172	81	NW7
Bogue, Tom A	9742-19256	168	84	NW4
Bohland, Craig M	1088-6213	190	36	BH6
	1088-6213	188	72	NW7
Bohland, Tonja M	3686-8029	167	88	BH5
Bol, Richard L	1046-778	179	69	NW1
Bolek, Brooke L	9742-19740	164	60	PC1
Bolema, Christopher A	11-298704	161	81	SH6
	11-298704	160	69	SH1
Bolton, Nekia M	3686-9191	144	72	NW15
Boltz, Ted	1088-6784	211 *	4	BH5
	1088-6784	191 *	3	NW7
	1088-6784	190	75	EA2
Bond, Mindy M	3686-11536	135	30	BH6
Bond, Tim J	1088-17380	185	24	BH6
	1088-17380	182	65	BH4
Bonneau, Brandon L	1088-18574	155 *	18	BH1
Bonnema, David D	1088-18510	175	84	PC3
Bonner, Kurt T	9742-20186	167	72	NW12
Bonoff, Anthony S	9742-20033	147	66	NW11
	9742-20033	133	27	NW9
Booker, Josh B	1088-9907	155	63	NW16
Booker, Mason	22-53310	90	41	NY3
Booso, Jacob A	1088-11417	205	48	NW7
Bortreger, Lori R	3686-11959	117	80	PC1
Boroff, Matt	9742-19440	187	69	NW9
Bosch, Aiden	16-47511	157R	36	NY2
		C		
	16-47511	145R	30	SY1
Bosch, Skylar	17-31806	147R	36	NY2
		C		

* = Average calculated with less than 21 games, R = Right, C = Challenge, S = Sport

Name	National ID	Avg	Games	Leagues
	17-31806	137R	30	SY1
Bosch, Tim M	1088-13462	178	81	NW17
Bosma, Richard A	6010-1818	240 *	3	NW7
	6010-1818	205	54	NW18
	6010-1818	198	42	BH7
Boswell, Richard L	1088-18308	184	72	PC4
Botticher, Michael G	1088-2795	162	48	NW7
Bouchard, Jasmine L	9742-19427	126	32	PC1
Bouman, Brian L	9742-20128	172	27	NW1
	9742-20128	174	24	NWNS2
Bouwman, Shari L	3686-9806	184	78	RA3
Bowen, Daniel W, Jr	1088-11815	182	66	NW6
Bowen, David A	1088-8730	188	84	NW17
Bowen, Gage M	22-28636	61	33	SY1
Bowen, Jason R	1088-2977	189	75	NW7
Bowler, Samantha B	9742-19387	117	78	HEA5
Bowmaster, Mark A	1088-889	176	57	BH1
Boyer, Chad S	1042-1150	114	48	NW12
Brack, John P	1088-8349	138	78	NW12
Bradley, Jesse A	1042-1263	185	39	NW18
Brady, Brandon B	1088-10299	203	78	NW9
Brandenburg, Christopher	9742-20248	136	42	NW20
Brandenburg, Christopher	9742-20310	136	42	NW20
Brandow, Chad M	1088-1933	190	47	NW7
	1088-1933	190	57	NW12
Brannam, Gina	9742-19026	122	81	PC1
Brannam, Nihl S	1088-3677	184	75	EA4
	1088-3677	177	75	EA5
Brantley, Jimmy D	1088-5272	157 *	12	NW7
Brault, Chris T	1088-12302	187	78	NW7
Bray, Jason F	1088-6632	178	84	PC3
	1088-6632	173	81	PC4
Brenberger, John M	1054-2648	165	66	BH8
Brennan, Sean	22-29990	117C	57	NY2
Briggs, Carlton A, Sr	1088-18534	172	87	NW9
Brodeur, Jimmy K	6010-1466	212	27	EA5
	6010-1466	202 *	3	NW7
Brodeur, Thomas H	1088-1592	175	82	EA5
Brodeur, Thomas J	6010-216	192	81	EA5
Bromeland, Jillian	9742-20218	119	63	SH1
Bronkema, Cynthia L	3686-12135	141	78	HEA5
Bronkema, Rich W, Jr	1088-18694	147	78	HEA1
Brooks, Kevin L	1088-12885	169	51	NW19
Brooks, Kody L	1088-18367	191	30	NW12
Brooks, Roger L	1088-10450	204	84	NW12
Brooks, Stephanie E	9742-20119	111	51	NW19
Brott, Scott P	1088-1191	138	90	SH1
Brown, Anthony D	1088-18467	164	45	EA2
Brown, Beckham J	22-80597	52	24	NY3
Brown, David A	9742-20350	107	36	BH3
Brown, Gabe M	22-80595	69	21	NY3
Brown, Hali A	3686-11359	149	39	NW13
Brown, Raelynn D	22-53306	64	48	NY3

* = Average calculated with less than 21 games, R = Right, C = Challenge, S = Sport

Name	National ID	Avg	Games	Leagues
Brown, Steven J	9742-19043	194	45	NW21
Brownell, Angela L	3686-12050	145	57	NW18
	3686-12050	145	30	NWNS3
	9742-20211	103	81	NW17
Brummond, Dustin R	9742-20211	103	81	NW17
Bryant, Robert B	1046-15	191	81	BH7
Bryant, Tyler T	1088-17979	165	27	BH7
Buckosh, Bryan J	1868-9666	206	87	SH1
Buffum, Tommy B	1088-11362	207	66	NW9
	1088-11362	201	63	NW15
	1088-18469	151	84	NW12
Bunker, Joe C	1088-18469	151	84	NW12
Bunnell, Dale A	1088-972	153	78	EA4
	1088-972	148	69	NW7
	954-5862	200	30	NW7
Bunnell, Wayne A	954-5862	200	30	NW7
Burnett, Andrew J	1046-2059	218	66	BH8
	1046-2059	211 *	18	NW17
	1046-2059	206	45	NW20
	1046-2059	199S	28	NWNS1
	1088-645	212	33	BH6
Burnham, Gordon E	1088-645	205	81	BH4
	1088-645	190 *	15	SH1
	1088-17020	181	69	BH4
Burnham, Nicholas G	1088-17020	177 *	18	BH6
	3686-1809	135	33	BH6
Burnham, Tammie A	3686-1809	134 *	6	SH1
	1088-18200	159	30	BH6
Burnham, Zachary D	1088-18200	158	66	SH6
	6010-651	205	36	BH8
	6010-651	202 *	3	BH7
Burns, Brian T	6010-651	202	96	SH1
	1088-1342	177	87	NW9
	1088-1342	161	30	NWNS2
Burns, Warren A	1088-2	180	54	NW7
	1088-2	178	45	EA5
	1088-2	178	59	EA4
Burton, Butch R	1088-349	170	36	BH6
Bussing, Brian K	10-648099	182	81	NW9
Butler, Norman J	1047-7443	191	78	PC4
	1047-7443	187	93	SH1
Button, Calvin T, Jr	1088-11226	160	75	BH1
Button, Carly C	9742-20152	122	21	BH1
Button, Nathan A	1046-1123	206	57	BH1
Buzzell, Cathleen A	3686-1384	159	78	NW15
Buzzell, Gordon L, Jr	9742-19977	137	78	NW15
Bytwerk, Raymond C	1088-3029	186	36	NW13
Bytwerk, Tracy L	3686-6695	166	39	NW13
Cady, Dawne M	3686-9732	136	68	BH5
Cady, Dean R	1088-537	139	30	BH7
	1088-537	131	42	EA5
Calderon, Amy M	9742-19972	138	48	NW21
	9742-19972	136	78	NW3
Calderon, Ashton	22-29992	113C	27	NY2
Calderon, Johnny A	9742-19962	175 *	18	NW7
	9742-19962	174	48	NW21

* = Average calculated with less than 21 games, R = Right, C = Challenge, S = Sport

Name	National ID	Avg	Games	Leagues
Califf, Jeff A	1088-8092	198	81	EA5
Califf, Perry L	1088-10414	114	90	NW19
Campbell, Matt D	1046-1325	172	42	NW7
Canavan, Erik E	1081-1437	230	84	SH1
	1081-1437	224	45	NW13
	1081-1437	220	84	BH8
Canavan, Lindy R	3683-1079	187	42	NW13
	3683-1079	185	87	NW3
Canavan, Robert E	1046-1587	158	45	NW13
	1046-1587	153	84	BH8
Canavan, Winnie L	3683-1460	132	45	NW13
Canfield, Robert L, Jr	9742-20210	150	69	NW17
Cantu, Antonella E	20-45538	111	45	SY1
Cantu, John L	1088-532	180	87	NW11
	1088-532	168 *	12	NW7
Cantu, Marina R	22-28692	72	63	SY1
Cappella, Paul T	1031-1264	183	24	BH4
Carey, Bernie P	1088-9929	181	36	EA4
Carey, Michael A	1088-8682	197	84	NW9
	1088-8682	196	21	NW7
Carl, Timothy R	9742-19945	122	75	NW17
Carleton, James T	1088-12478	191	91	BH5
Carlson, James M	1088-7188	175	84	NW9
Carlson, Kelly	1088-12902	172	75	PC4
Carlson, Richard E	1088-1864	150	90	NW12
Carmean, Tylor L	19-84978	194	45	NW16
Carpenter, Tristen S	1088-18313	225 *	6	SH1
	1088-18313	206 *	15	EA2
	1088-18313	204	75	BH4
	1088-18313	185	21	NW17
	1088-18313	177S	36	NWNS1
Carr, Dennis M, Jr	9742-19811	215 *	15	NW9
	9742-19811	201	33	RA4
	9742-19811	200	90	RA3
	9742-19811	198 *	15	HEA1
	9742-19811	189S	40	NWNS1
Carr, Dennis M, Sr	1047-24258	195 *	12	NW9
	1047-24258	190	87	RA3
	1047-24258	189	27	RA4
Carr, Hunter J	9742-20120	169	90	RA3
Carr, Tara M	9742-19810	166	90	RA3
Carrier, Jeffrey S	1088-10223	187	45	NW12
Carroll, Cody J	9742-20194	136	90	SW1
Carroll, Kevin B	9742-20320	204	21	NW16
Case, Hudson	22-33608	135C	57	NY2
Casebolt, Richard A, Jr	1088-16774	145	54	SH6
Cayo, Ronald D	1088-657	152	90	NW17
Cerchiori, Montgomery M	1088-18708	204	84	NW7
	1088-18708	201 *	3	SH1
	1088-18708	214	27	NWNS2
Cerchiori, Vittorio A, Jr	1088-2778	226	78	NW7
	1088-2778	218	75	SH1
Chalifoux, Phillip C	1088-18161	144	45	BH8

* = Average calculated with less than 21 games, R = Right, C = Challenge, S = Sport

Name	National ID	Avg	Games	Leagues
	1088-18161	151S	32	NWNS1
Chamberlain, Joshua	1088-2605	205	84	SH1
Champion, Maria	9742-20022	119	84	PC1
Chancellor, Casey H	11-600186	231	90	BH1
	11-600186	230	72	NW7
	11-600186	220	42	BH7
Chancellor, Robert A	1088-932	192	87	BH1
Chandler, Corvanta L	9742-20307	191	21	NW19
	9742-20307	188 *	3	NW7
	9742-20307	186	42	NW9
Chandonnet, Paul R	9742-20088	135	33	SH6
Cheatum, Gary	1088-18398	131	39	EA4
Chester, Steve L	1088-1999	163	90	NW8
Childers, John, III	1088-2379	126 *	12	EA2
Chirco, Kelly K	3686-11625	127	48	NW21
Chittenden, Alice M	9742-20246	98	21	NW20
Chittenden, Chelsea M	9742-20343	68 *	9	NW20
Christensen, Russ C	1088-10969	185	27	SH1
	1088-10969	183	81	SH6
Chubb, Aaron T	9742-20311	119	36	NW20
	9742-20311	126	27	NWNS2
Chubb, Abby N	9742-20244	100	45	NW20
	9742-20244	110	30	NWNS2
Chubb, Robert C	9742-20121	164	45	NW20
	9742-20121	145 *	18	NW15
	9742-20121	161	30	NWNS2
Chubb, Tiffani	9742-20243	81 *	12	NW20
Churchill, Chris	1088-4975	224	24	NW7
	1088-4975	223	54	BH4
Chyrowski, Jack R	1046-1470	200	78	NW7
	1046-1470	184	21	BH1
Cihak, Charles J, Sr	1088-160	163	72	SH6
Cihak, Michael S	1088-1833	167	72	NW12
Claessens-Harker, Jaelene J	9742-19055	113	47	NW14
Clapp, Judith D	3686-148	142	33	NW4
Clark, Tammy M	9742-19621	139	30	SH6
Clay, Jake C	1088-4255	173	78	NW9
Claypool, Summer R	9742-20220	110	30	BH6
Clements, Casy L	1046-2060	217	90	SH1
	1046-2060	205	75	BH8
	1046-2060	198	30	BH7
Cleveland, Vicki L	3686-6570	166	90	NW4
	3686-6570	165	86	NW1
Clevenger, Lara L	2987-9463	215	66	SH1
Clincey, Demarcus J	9742-20203	114	84	NW15
Clockman, Dennis G	9742-20331	150	42	NW18
Clover, Jessica L	9742-19914	105	33	NW20
Clover, Patrick E	1046-1395	167	36	NW20
Cole, Thomas C	1088-658	170	87	NW17
Coleman, David M	1088-4883	171	78	PC4
Coleman, Lee Ann	3686-1318	144	75	PC1
Coleman, Maxine A	3686-9804	138	81	NW15
Collins, DeMonte C	9742-20204	185	75	NW16

* = Average calculated with less than 21 games, R = Right, C = Challenge, S = Sport

Name	National ID	Avg	Games	Leagues
Collins, Scott A	1046-120	201	35	BH5
Conklin, Jeremy R, Jr	19-80169	176C	21	NY2
Conley, Luis A	1088-13231	174	84	NW18
Converse, James A	10-473573	188	78	BH4
Converse, Lucas P	9742-19275	151	45	NW8
Cook, David, Jr	9742-19941	164	78	NW16
Cook, Gabrielle	9742-19092	121 *	3	BH8
Cook, Jeffery L	1088-7872	194	60	NW12
Cook, Meagan	9742-20164	88	84	NW8
Cooke, Aric W	9742-19013	159	87	HEA1
Cooley, Robin L	9742-20289	106 *	18	NW8
Cooper, Danika	17-28880	119C	33	NY2
Cooper, Lucinda A	21-10051	140C	33	NY2
Cordes, Timm A	1088-9582	215	84	BH8
Cornell, Carol A	3686-8606	153	24	NW15
Corpe, Rhonda L	3686-4991	125	72	PC1
Cory, Arthur C	1088-11940	197	39	NW7
Cory, Randy L	1046-1271	182	39	BH2
Cory, Sandra C	3686-1619	184	45	NW20
	3686-1619	181	72	NW8
Cotterman, Missi L	8109-44037	191	81	SH1
Crain, Steve A	1088-191	195	78	BH1
Crain, Terry L	9742-19368	161	79	BH1
Cramer, Jim	1042-380	189	81	NW5
Crampton, Edward L	1088-2129	178	72	NW9
Crampton, Jade M	9742-20216	105	68	PC1
Crawford, Roger A	9742-20264	144	33	HEA1
Craymer, Carmen D	3686-525	136 *	8	NW13
Creed, Carol J	3689-675	115	33	HEA3
Creed, Jack S	1092-578	139	45	HEA3
Critchett, Coty A	9742-19051	192	48	NW21
Crocker, Curt S	1088-6243	169	36	NW7
Croff, Brian E	1088-4251	189	84	SH2
Crosby, Andrea K	9742-19958	125	36	NW21
Crosby, Robert A	9742-19993	138	36	NW21
Cross, Andrew J	1088-8103	195	78	NW16
Cross, Ann Marie	3686-1251	146 *	18	EA6
Cross, Ashlyn E	9742-19346	184	92	BH5
	9742-19346	171	81	EA6
Crossett, John	1047-23855	147	30	NWNS2
Crowley, Keith A	1088-11561	215	36	BH4
Cummings, Matthew A	1088-17851	187	81	BH4
	1088-17851	174	84	PC3
Cummings, Richard A	1046-189	180	90	NW6
	1046-189	179	87	NW8
	1046-189	167	48	NW20
Cummins, Jacob L	1088-11341	198	90	NW12
Cummins, Jordan	22-29919	69 *	15	NY1
Cummins, Katlee	22-29913	63 *	15	NY1
Cummins, Kim L	1088-112	192	78	BH7
Current, James R	1092-83	198	87	HEA2
	1092-83	187	66	HEA1
Current, Michael	1047-16810	207	57	BH7

* = Average calculated with less than 21 games, R = Right, C = Challenge, S = Sport

Name	National ID	Avg	Games	Leagues
	1047-16810	201 *	9	EA5
	1047-16810	201	66	HEA2
	1047-16810	198	72	HEA1
	1047-16810	192	27	HEA4
Curry, Garrison	9742-19943	165	78	NW17
Curtis, Gregory A	9742-18767	183	75	RA2
Curtis, Ron P	1110-268	172	57	SW1
Czerwinski, Dennis	1046-1906	184	69	NW17
Dahlquist, Randy B	1088-1798	105 *	18	EA5
Damm, Brent A	1088-13421	195	48	NW7
	1088-13421	179	30	BH3
Damm, Christopher S	1088-12050	192	21	NW7
	1088-12050	162	21	BH3
Danicek, Dennis G	1088-12201	162 *	12	EA4
Daszko, Steve E	1088-9944	201	30	NW9
	1088-9944	182 *	16	RA4
Dausman, Jaymi	6010-2978	150	75	NW2
David, Chris L	9742-20234	134	84	BH5
Davignon, Mitchell T	6010-1687	216	78	NW7
	6010-1687	211	87	RA4
Davis, Brent G	1088-9544	198 *	6	NW7
	1088-9544	154 *	3	SH1
Davis, Dennis G	1088-9774	163	72	NW7
Davis, Isaac	22-28634	87	36	SY1
Davis, Jason A	9742-18999	182	75	BH7
	9742-18999	179	87	BH1
Davis, Jason M	1088-11107	208	81	BH7
	1088-11107	195	75	PC3
Dean, Trevor L	9742-19912	126	36	HEA4
	9742-19912	126	78	HEA1
	9742-19912	124	75	HEA2
	9742-19912	123	33	HEA3
DeCheney, Alex	1088-18568	194	87	NW2
DeCheney, Alexis M	9742-20139	110	75	NW2
DeCheney, Bob J, Jr	1088-2235	230	78	SH1
	1088-2235	214	81	PC4
DeCheney, Brent J	1088-12008	218	75	BH4
	1088-12008	190	75	PC4
DeCheney, Brett C	6010-2201	210	84	PC4
	6010-2201	194	81	BH4
DeCheney, Nicholas A	1088-12388	157	87	NW2
Decker, Francis E	9742-19963	141	21	NW21
Deiters, Chelbie C	19-41705	77	45	NY3
Deiters, Lynzie E	19-41706	120	66	NW15
Deiulus, Kristen L	17-21634	150	45	NW20
Deiulus, Ronald J, II	1046-1863	192	45	NW20
	1046-1863	189	78	BH8
Dekker, Steve J	1088-10365	216 *	15	BH8
	1088-10365	204	66	BH7
DeKoekkoek, James R	1046-1708	178	81	PC3
Delashmit, Harmany B	3686-5721	114	54	NW14
DeMuro, Patrick J	1088-116	153	87	NW17
Denhollander, Richard C	1088-395	184	84	EA5

* = Average calculated with less than 21 games, R = Right, C = Challenge, S = Sport

Name	National ID	Avg	Games	Leagues
DeNio, Damon D	1088-8384	199	21	NW16
	1088-8384	198	63	NW7
	1088-8384	192	21	NW17
DeNio, Michael, II	22-29996	114C	21	NY2
DeNio, Michael R	19-39115	196	87	RA4
DeNio, Nate	18-20805	139C	57	NY2
Derby, Amy S	9742-20142	110	36	NW3
Derby, Eric W	1088-11583	171	93	NW12
DeVries, Cinthia A	3686-11976	119	55	EA6
DeVris, Andrew S	1088-10167	174	30	NW17
Dick, Robert E	1088-3334	176	81	NW17
Dick, Robert E, II	1088-10528	192	60	NW17
	1088-10528	176	72	NW1
	11-605551	187	54	BH8
Diener, Daniel R	11-605551	187	54	BH8
Dingman, Krista M	3686-9795	133	69	BH8
Dingman, Robert J	1088-10898	177 *	3	BH8
	1088-10898	167	75	EA2
Dippel, Christi	3686-12025	120	33	BH6
Dippel, Mike G	1088-1541	191	36	BH6
	1088-1541	187	78	BH4
Dodge, Andrew D	1088-17661	181	45	SH6
	1088-17661	168	42	BH2
Dole, Mike A	11-19449	231	84	SH1
Dornbos, Michael J	1088-1134	163	90	NW9
Doty, Cara J	3686-12009	133	69	NW3
Douglas, Jordan L	1088-13692	217	57	NW18
	1088-13692	210	75	BH4
	1088-13692	226	30	NWNS3
Douglas, Tyler J	9742-20257	119	33	SH6
Dove, Rollyn A	1088-1772	162	93	NW12
Dubois, Dennis D, Jr	1088-5238	198	87	BH1
	1088-5238	189	48	NW20
Dubois, Matt	9742-20115	115	48	NW20
Duell, Debbie L	9742-19719	113	45	NW3
Duell, Diana	9742-19272	120	54	NW3
Dukes, Heather R	3689-851	122 *	12	HEA3
Dukes, Steve R	1088-18147	135	45	HEA3
Dunbar, Melvin	1088-4401	136	87	NW4
Dunkelberg, Steven J, Jr	9742-20083	168	33	PC3
Dunson, Teresa L	3686-5621	133	65	SH3
Duren, Lillianne M	3686-7169	118	36	BH2
Durham, Charles R	1088-1246	172	63	NW6
	1088-1246	170	90	NW4
Durham, Christopher C	1088-3049	193	72	NW7
	1088-3049	184 *	6	SH1
Dusen, Chris P	1088-9164	217 *	6	NW7
	1088-9164	215	69	BH7
Dusen, Stephanie J	3686-9026	142	72	NW14
DuShane, Kristi A	3686-7047	156	66	EA6
Dykman, Cameron C	1088-16910	188	66	EA4
Eadie, Joshua C	1088-11496	176	90	RA3
Eadie, Kelly J	9742-19957	132	90	RA3
Earnest, Michael J, Jr	1088-5498	195	66	EA4

* = Average calculated with less than 21 games, R = Right, C = Challenge, S = Sport

Name	National ID	Avg	Games	Leagues
Eddy, Cody J	9742-20326	122	42	EA2
Edens, James E, III	1088-11926	234	24	BH5
	1088-11926	234	72	BH1
	1088-11926	230 *	15	BH4
	1088-11926	228	24	BH8
	1088-11926	221	66	BH7
Edens, Mark A	6010-1122	227 *	18	RA3
	6010-1122	221	87	NW9
	6010-1122	217	75	BH7
Edens, Michael T	1088-13012	213	38	BH1
Edens, Zachary J	18-30553	123	72	SY1
Edlund, Conner S	9742-20259	143 *	3	EA2
Edmondson, Greg R	9742-19415	146	36	BH2
Edmondson, Nathan	9742-20274	169 *	6	BH2
Edmondson, Rebecca J	3686-9222	112	36	BH2
Edsall, Ted R	9742-19036	178	66	BH4
Edwards, April L	3686-12428	124	39	HEA4
Edwards, Jay D	1046-896	182	75	BH8
Edwards, Lucas	17-90911	119	54	
Edwards, Raymond M	1047-14632	221	63	SH1
Eely, Dennis W, II	1088-7173	179	78	NW7
Ehnen, Corbin R	21-23649	81C	30	NY2
Eilers, Patrick B, Jr	1088-8500	143	66	EA4
Eisenlohr, Chase D	1088-18056	176	47	SH6
Ellis, Shane A	1088-18336	162	58	NW9
Ellis, Sue	3686-11	173	33	NW4
	3686-11	164	81	NW1
Elmer, Ray L	1088-6052	193	90	NW6
Engle, Farrah L	9742-19342	125	75	NW14
English, Teri L	3686-12397	98	51	BH8
Epplett, David A	1046-346	157	78	NW6
Epplett, Toni M	3686-11827	165	75	BH8
	3686-11827	164	33	SH1
	3686-11827	159	63	SH6
Erdman, John M	1046-1606	192	72	NW17
Erickson, Darrell J	1088-18633	155	66	BH7
	1088-18633	153	63	SH6
	9742-19697	107	21	HEA5
Erickson, Erin M	9742-19697	107	21	HEA5
Eschman, Kenny	1088-13326	160	78	EA2
Espinoza, Joe H	1088-783	185	78	SH3
Essenberg, Kyle N	9742-19924	204	63	NW16
	9742-19924	188	39	PC4
Estepp, Knox	22-29951	104	57	NY3
Estepp, Peyton	22-29953	92	57	NY3
Evans, Scott L	1088-3191	180	90	NW9
	1088-3191	174	39	BH7
Even, Kevin B	1088-10362	156	69	EA4
	1088-10362	134 *	6	EA5
Facchini, Jeffery L, Jr	1088-6802	198	57	SH6
Fager, Robin	3686-1773	165	81	SH6
Fairbanks, Annette L	3686-9202	155	36	SH1
Fairbanks, Steve J	1088-12268	194	78	SH1
	1088-12268	191	78	RA4

* = Average calculated with less than 21 games, R = Right, C = Challenge, S = Sport

Name	National ID	Avg	Games	Leagues
	1088-12268	183	75	PC4
Fairchild, Mark W	1092-365	152	81	HEA1
	1092-365	151	39	HEA3
Fairchild, Michelle L	3689-399	103	39	HEA3
Fairfield, Kevin W	1088-13624	180	33	NW13
Fairfield, Kyle L	1088-13625	174	42	NW13
Falbe, Timothy A	1088-18470	178	68	NW12
Fanok, Henrietta M	9742-18925	122	84	NW15
Farrell, Connie	3686-1487	119	36	BH2
Farrell, David M	1088-2251	150	30	BH2
Faucher, Gary L	1088-916	186	81	EA4
Faucher, Nathan R	1088-5594	185	66	EA4
Faught, Neil R	1088-11161	213	81	SH1
Faulkner, Roger L, II	1088-5389	191	54	BH4
Fazer, Sandra	3686-864	158	84	NW4
Felcoski, Joshua	6010-3158	209 *	9	NW7
Felcoski, Raymond L, Jr	10-394337	189	84	BH1
	10-394337	188	75	NW7
Feldpausch, Mark W	1088-12401	154	42	EA5
Felt, Alex J	1092-34	150	45	HEA4
Felt, Clarence L	9742-19011	114	42	HEA4
Felt, Edward G	1092-544	131	42	HEA4
Felt, Joe C	1088-18693	148	75	HEA1
Felt, Karen M	9742-19015	109	45	HEA4
Felt, Kimberly A	3689-748	128	45	HEA4
Felt, Kogan J	9742-20276	142	30	HEA4
Felt, Lisa	3689-715	125	39	HEA4
Felty, Kairi L	22-28678	94 *	18	SY1
Felty, Madison J	22-28682	79 *	18	SY1
Ferenz, Andrew J	9742-19990	134	30	BH6
Ferenz, James R	1088-3181	168	33	BH6
Ferenz, Melissa A	3686-9154	125	36	BH6
Ferguson, Rich A	1046-12	224	21	NW19
	1046-12	223	87	BH8
Ferrier, Debra	3686-4789	116	87	NW8
Ferrier, Kenneth C	1088-8004	162	75	NW17
Ferski, Sandra L	3686-554	139	72	BH5
	3686-554	125	27	BH6
Fessenger, Bryce D	9742-20256	107	42	SH6
Fetterhoff, Gerald T	1088-14358	188	53	NW12
Fetterhoff, Michael L	1088-6398	176	78	BH7
Fetters, James E	10-804664	210	84	NW7
	10-804664	194	24	EA5
Fetters, Joel M	1110-456	155	81	SW1
Feutz, Dawn E	3686-48	134	69	NW3
Fielek, Jake	22-33605	75C	26	NY2
Flahive, Barbara A	3686-4711	151	66	NW14
Flanagan, Aaron M	16-109771	173 *	18	EA2
Flanders, Eric M	5993-1000	219	75	BH4
Flannery, James F, III	1088-10781	219	60	NW16
	1088-10781	215 *	15	NWNS2
Flannery, Jeffery J	9742-20364	146	30	NWNS2
Fletcher, Aaron R	1092-655	164	45	HEA1

* = Average calculated with less than 21 games, R = Right, C = Challenge, S = Sport

Name	National ID	Avg	Games	Leagues
Fletcher, Lisa A	3689-321	108	39	HEA4
Fletcher, Rob C, Jr	1018-1727	177	78	HEA1
	1018-1727	169	42	HEA2
	1018-1727	168	39	HEA4
	9742-19386	144	24	NWNS2
Flores, Phoenix L	9742-19386	144	24	NWNS2
Florez, Amanda M	9742-20002	119	36	BH2
Flowers, Michael J	9742-19609	203	87	BH8
	9742-19609	198	78	BH4
Fluit, Ryan J	9742-20146	147	87	EA1
Follett, Joseph H	1088-11210	187	78	NW7
Forman, Rodney L	1088-5947	150	42	PC4
Forrest, Barbara A	9742-18791	144	75	NW8
Forrest, Michael P	9742-20351	143	30	NW2
Fors, Chris J	1088-18072	189	42	BH7
Fors, Vincent D	6010-2042	210	45	BH7
	6010-2042	209	84	NW17
	6010-2042	195	36	PC2
Fortich, Tony D	1092-663	157	21	HEA1
Foss, Johnny	9742-20296	135	75	PC4
Foster, Bryson N	9742-20359	139 *	6	NWNS2
Foster, David P	1088-931	175	63	NW7
Foster, Glenn L	1088-7468	158 *	18	EA2
Foster, Jerry P	1092-441	140	69	HEA1
	1092-441	131	39	HEA4
Foster, Joshua M	1088-10311	173	75	EA2
Foster, Kenneth R	1088-6063	191	45	NW13
	1088-6063	170 *	6	SH1
Foster, Nathan D	1088-5244	212	36	BH3
	1088-5244	212	72	NW7
Foster, Ryan M	1088-10778	179	72	EA2
Foster, Steven L	1088-10730	204	87	SH1
Foster, Tanya M	3686-6892	156	33	BH3
Foster, Virgle L, Jr	1088-12039	183 *	9	NW7
	1088-12039	168 *	3	SH1
Fouty, Miles J	1088-9430	207	87	NW6
	1088-9430	196	69	BH8
Fowler, Camille R	9742-18895	156	57	NW3
Fowler, Lorri A	3686-1571	137	87	NW3
Fowler, Trevor	9742-20176	180	69	BH4
Fox, David	1088-18535	172	69	NW9
Fox, Gary F	9742-20306	148	36	BH6
Frederick, Edna J	3686-524	152	84	NW14
	3686-524	146	84	NW15
Frederick, George L	1088-695	182	81	NW11
	1088-695	181	84	NW15
	1088-695	176	78	NW7
Frees, Alfred E	1088-4021	142	75	NW15
	1088-4021	139	42	EA3
	1088-4021	142	30	NWNS2
Frees, Darryl E	1088-18646	174	66	NW6
Frees, Jason J	1088-12896	195	81	PC3
Frein, Alex C	9742-19300	119	66	NW12
Frein, Marv F	9742-19369	184	90	NW12

* = Average calculated with less than 21 games, R = Right, C = Challenge, S = Sport

Name	National ID	Avg	Games	Leagues
Freye, Jason E	1088-8054	184	78	PC4
Freye, Nicholas G	1088-3722	191	81	SH3
	1088-3722	176	33	PC4
Fricano, Peter J	10-804798	195	42	BH8
	10-804798	190	51	SH6
	10-804798	188	66	BH7
Fritcher, Kevin	1088-17075	159	93	SH1
Fritzemeier, William H	1088-533	152	84	SH5
	1088-533	147	78	NW17
	1088-533	147	81	SH4
	1088-533	146	75	SH2
	1088-533	138	81	NW7
Frye, Benjamin A	1117-885	173	69	PC3
Fuller, Dorothy L	3709-337	130	87	SW2
Gabriel, Avery J	20-11934	137C	35	NY2
Gabriel, Morgan	22-30015	68C	24	NY2
Gabriel, Patricia L	3686-1807	129	80	NW8
Gabriel, Peyton C	7914-25275	94C	36	NY2
Gagnon, Frank J	1046-777	218	39	NW20
	1046-777	215	81	NW8
	1046-777	186	81	BH1
Gagnon, James L	1088-12992	204	81	BH1
Gale, Gus R	9742-20292	145	33	HEA1
Galindo, Jason L	1088-7486	180	81	NW7
	1088-7486	173	72	NW16
Galla, Jack M	22-28688	62	58	SY1
Gallitz, Edward C	1088-905	177	60	NW7
Galloway, Brett J	9742-20366	183	30	NWNS2
Gannon, Alex C	15-73821	169R C	36	NY2
Gannon, Ayden	22-29902	59 *	11	NY1
Gannon, Kelly R	3683-649	178	81	NW8
Ganos, Gabriel J	21-10055	152 *C	12	NY2
Garber, Craig	1046-1553	170	75	PC4
Garceau, Chris R	1088-17334	182	81	NW7
Garcia, Nancy M	22-28658	73	65	SY1
Gardenour, Tanner S	16-47971	201	84	NW17
Gardner, Matthew	9742-20353	156S	36	NWNS1
Garland, Brian C	1046-6	230 *	3	BH7
	1046-6	230	90	SH1
	1046-6	227	72	BH4
	1046-6	222 *	18	SH6
Garland, Ian	22-30017	128C	36	NY2
Garland, Jason D	1046-36	196	39	BH4
Garland, Jaxson C	11-96428	212 *	3	SH6
	11-96428	196	45	BH4
	11-96428	192	90	SH1
Garland, Jonathan C	6010-2171	223	48	BH4
	6010-2171	213	54	SH1
Garland, Melissa L	3686-11137	148	51	BH4
Garlock, Mark T	1046-1528	172	81	BH8
Garver, Brian K	1088-18135	157	81	SH2

* = Average calculated with less than 21 games, R = Right, C = Challenge, S = Sport

Name	National ID	Avg	Games	Leagues
Garvey, Robin L	3686-8668	144	72	NW14
Garwood, Shannon A	1088-18074	171	81	NW7
Garza, Selena M	9742-20314	96 *	9	SH6
Gasaway, Elizabeth A	3686-219	144	42	NW19
Gates, James C, Sr	1088-190	168	77	SH6
Gates, Jamie C	1088-2217	164	30	BH6
	1088-2217	161	71	SH6
Gates, Jeri-Lyn	3686-7354	114	24	SH6
	3686-7354	110	36	BH6
Gedler, Matthias	9742-20197	108	42	NW8
Gee, Patrick M	1088-17971	158	48	NW12
Genaux, Michael E	1088-1918	221	60	NW7
Genson, Cheryl A	3686-1075	132	57	NW14
Genung, Kristin M	3683-40	159	60	NW14
Gerard, Johnny, III	1088-11753	194 *	4	BH5
Gerceau, Dan E	1088-18079	140 *	18	NW7
Gergen, Robb M	9742-20137	130	87	BH1
German, John G	9482-10754	182	87	NW17
Gertiser, Eric J	1088-12720	185	75	BH4
	1088-12720	161 *	6	EA2
Ghezzi, Barry	1088-18396	151	57	EA4
Gibson, Charles R	8778-43336	173	45	BH1
Giddings, Candice L	3735-283	149	75	NW19
Gil, Jennifer J	9742-18899	144	23	BH5
Gilbert, Eric J	1088-10054	181	47	RA2
Gilbert, Lawrence P	1088-4024	164	78	NW9
Gilissen, Roy C	9742-20349	127 *	6	NW20
	9742-20349	162	30	NWNS2
Gillick, Timothy J	337-5099	237	84	SH1
Gilmore, Justin T	1088-13587	167 *	6	SH6
Gilmore, Kari R	3686-6231	147	72	NW14
Gilmore, Michael D	1088-892	182	84	NW7
Gilmore, Nathan D	1088-11055	205	72	NW7
Gilmore, Susan C	3686-463	142	87	NW14
Gilmore, Troy M	1088-17740	175	45	NW7
Gilson, Robert J	1088-2629	170	53	NW12
Gimenes, Barbara G	9742-20004	128	72	NW14
Gimenes, Shannon J	9742-20154	125	45	NW7
Gjertsen, Cody	9634-21804	178	20	NWNS1
		*S		
Gjertsen, Trevor	9742-20352	168S	32	NWNS1
Glass, Connor	16-47515	122R	60	NY2
		C		
Glass, Ty	16-137686	143R	60	NY2
		C		
Glavich, Ryan	22-29933	65	60	NY3
Gleason, Clyde E	1092-598	129	42	HEA4
Goll, Jordan A	9742-19328	186 *	20	NW9
	9742-19328	181	84	RA2
Gonyon, David L	1088-8559	86	41	NW19
Gonzalez, Brielle	22-29931	81	57	NY3
Gonzalez, Rosalba	9742-19378	111	72	HEA5
Goode, Timothy M	1092-662	156	87	HEA1
Goodwin, Sharon L	3686-291	144	69	EA6

* = Average calculated with less than 21 games, R = Right, C = Challenge, S = Sport

Name	National ID	Avg	Games	Leagues
Goranson, David C	1088-113	165	84	NW1
Goryl, Jeremy M	1088-10000	198	81	BH7
Gouine, Art W	9742-20161	140	75	NW8
Gouine, Rich E	9742-20163	134	75	NW8
Gould, Christopher D	1088-3531	217	87	NW8
	1088-3531	209	93	NW6
Gould, Daniel F	1046-79	200	90	NW6
Gould, Jack E, II	1046-47	180	72	NW6
	1046-47	176	78	NW8
Gould, Joy L	3683-2202	139	87	NW8
Gould, Mark A	1088-9269	191	63	BH7
	1088-9269	139	84	NW15
Gould, Mia	9742-20199	109	84	NW15
Goulet, Zachary T	9742-20322	161	36	EA4
Gowell, Jeff D	1088-9938	195	72	BH4
Grabe, Joshua L	1088-5587	199	54	NW16
Grabinski, Jason L	8010-38	218	80	SH3
Grabinski, Robert B	1088-2425	147	42	SH3
Grabinski, Shawn M	3686-213	212	63	SH3
Grammar, Mary S	3686-11375	149	87	NW5
Granich, Jeffrey R	1369-717	208	81	NW7
Grawey, Wyatt	22-30011	100C	57	NY2
Gray, Terrell	19-66615	190	90	NW19
Green, Jeff D	1088-11628	183	81	BH8
Green, Joe R	1088-18118	184	42	BH8
Green, Maverick J	6010-3121	188	84	BH8
Green, Valerie N	9742-20252	104	81	EA6
Green, Wendy K	3683-1835	153	84	BH8
Greer, Clayton J	9742-19442	144	58	BH7
Grevel, Andrew M	9742-20147	156	84	EA2
Grevel, Jeff R	9742-20059	143	27	BH4
Grey, Dakota D	9742-20356	164	24	NWNS2
Grimm, Austin T	9742-20324	115	42	EA2
Grimm, James A	1088-610	177	63	EA2
Grimm, Karen F	3686-58	129 *	3	EA6
Grimm, Kevin A	10-750210	183	44	EA3
	10-750210	181	60	EA2
Grimm, Pamela M	3686-3098	149	42	BH2
Grimm, Spencer W	1088-16912	166	42	EA2
Grimm, Terry D	1088-1802	132	39	BH2
Grimm, Thomas A	1088-12895	151	42	EA2
Grinnell, Robert T	1088-4431	211	84	NW7
	1088-4431	209	21	NW20
	1088-4431	204	30	NWNS2
Griswold, Kirk A	9742-20305	129	27	BH6
Gross, William S	337-6354	212	93	SH1
Grycki, Ellen J	3686-885	145	39	BH2
	3686-885	145	57	NW14
Grycki, Paul F	1088-1065	197	45	SH6
	1088-1065	196	27	BH2
Guerra, Jessica	9742-20363	108	21	NWNS2
Gustin, Carl	9742-20273	127	30	BH2
Haack, Mike J	9742-19998	149	78	HEA2

* = Average calculated with less than 21 games, R = Right, C = Challenge, S = Sport

Name	National ID	Avg	Games	Leagues
Hackey, Justin	22-33625	86	54	NY3
Hackley, Jeffery	22-30026	133C	36	NY2
Hagstrom, Makenna M	9742-20255	52 *	12	SH6
Hahn, David, III	22-29896	79	38	NY1
Hahn, Michael	22-29900	71	38	NY1
Haley, Amanda L	9392-25713	168	84	SH1
Hall, Hayden F	9742-19902	151	69	EA2
Hall, Henry F	1088-13675	190	90	NW19
Hall, Kathy J	3686-11671	115	42	BH2
Hall, Tim B	1088-17715	143	42	BH2
Hall, Tyler	9742-18807	211	75	NW16
	9742-18807	210	81	BH4
	9742-18807	184S	40	NWNS1
Hallberg, Brett M	1088-18443	164	36	BH6
Hallberg, Karlee N	16-109808	161	27	BH6
Hallberg, Kim A	3686-11852	194	30	BH6
Hallberg, Traci L	3686-4313	160	27	BH6
Hallenbeck, Phil L	9742-19631	139 *	12	PC2
Hambrock, Daryll J	9742-19984	141	81	NW15
Hambrock, Jon C	249-493	177	75	NW15
Hammerle, Demas T	9742-19014	158	60	HEA1
Hammersley, Andrew W	9742-20361	145	27	NWNS4
Hammond, Laurie A	3686-12090	148	90	HEA5
	3686-12090	145	39	HEA4
	3686-12090	144	36	HEA3
Hanes, Maria J	9742-20190	115	45	NW13
	9742-20190	125	30	NWNS2
Hanes, Sean L	9742-20191	144	45	NW13
	9742-20191	168	30	NWNS2
Hanks, John	1047-17978	173	87	NW19
Hansen, Alex	6010-2450	227	39	NW11
	6010-2450	210	24	NW7
Hansen, Brenda M	3686-9446	168	33	BH6
	3686-9446	163	74	PC1
Hansen, Dave W	1092-670	148	63	HEA2
Hansen, Mary F	3686-7184	117	81	PC1
Hansen, Rebecca A	3686-11181	121	75	PC1
Hansen, Susan E	3735-535	146	84	SW2
Hanson, Brynna R	15-256	164	6	NY2
		*RC		
Hanson, Dakota J	11-774613	197	75	BH4
Hanson, Richard J	2294-3070	210	39	SH1
Harger, Emily T	9742-19803	121	30	BH2
Harmon, Alicia A	9742-19639	111	83	HEA5
Harper, David W	1088-1820	181	75	NW12
Harris, Alex F	9742-20268	120	27	NW19
Harris, Lee G	1088-12074	159	33	PC3
Harris, Terrell M	6010-2583	185	81	NW9
Hartel, Phil	9742-19897	131	78	NW7
Harter, Matthew J	1046-1182	212	30	NWNS3
Hartman, April A	3686-11895	132	60	NW3
Hartman, James F	1073-18	193	78	NW7
	1073-18	183	72	EA4

* = Average calculated with less than 21 games, R = Right, C = Challenge, S = Sport

Name	National ID	Avg	Games	Leagues
Hartman, Lauren M	9742-20200	108	84	NW15
Hartwell, Eric J	1046-50	179	78	EA5
Harvell, Daniel P	21-72740	154	75	NW7
	21-72740	173	30	NWNS4
Hassevoort, Doug G	9742-20026	158	81	PC4
Hassevoort, Toni J	9742-19743	123	84	PC1
Hasty, Teri L	3689-659	152	62	HEA1
	3689-659	149	45	HEA4
	3689-659	148	45	HEA3
	3689-659	147	60	HEA5
Hatfield, Tammy L	3686-12174	144	80	NW15
Hawkins, Aaron D	1046-2157	216	75	NW17
Hawkins, Brian J	6010-2117	196 *	15	SH6
Hawkins, Phoenix	16-79204	93RC	27	NY2
Hawkins, Tim B	1088-2463	159	66	SH6
Haynes, Travis L	1088-18672	166	84	HEA1
Hefter, Chris G	9742-20272	132	69	PC3
Hegenbart, Lisa A	3683-1021	146 *	3	NW3
Heiss, Amy E	3686-12123	114 *	4	PC1
Hekkems, Jason J	9742-20327	144	30	BH4
Helsel, Joyce A	3686-9266	169	72	NW14
	3686-9266	166	45	NW21
Helsen, Susan J	9742-18943	113	75	RA3
Hendrickson, Dirk R	1088-17494	168	30	NW7
Hendrickson, Raymond W	1088-550	165	72	NW7
Hendrickson, Teri L	9742-20230	110	42	HEA5
Hennings, Jordan H	9742-20297	175 *	15	BH7
Henry, Richard J	1088-501	200	69	RA2
Hepworth, William J	1088-12075	147	57	SH6
Herber, Blayne T	9742-19734	211	96	SH1
	9742-19734	210	90	BH8
	9742-19734	204 *	15	EA5
Herber, Todd J, Jr	1088-18134	196	90	SH1
	1088-18134	192	87	BH8
Herder, Alex J	9742-20153	161	81	NW7
Herder, Jason A	9742-20155	173	81	NW7
Herder, Zach L	9742-20156	167	57	NW7
Herlein, Lucy	22-30023	108	17	NY2
		*C		
Herline, Shelly K	3686-3445	108	84	EA6
Hernandez, Tomas	1088-12251	186	88	BH5
Herrera, Damian R	16-154780	190	75	NW7
	16-154780	188	87	NW11
	16-154780	173S	40	NWNS1
Herron, Carl D, Sr	1088-11884	197	57	NW9
	1088-11884	197	60	BH7
Herzhaft, Martin A	1088-8823	216	51	NW7
	1088-8823	203	36	BH3
Heykoop, Richard A	1088-4105	156	69	BH1
Hichue, Scott M	1088-3941	223	63	BH1
Hilderbrand, Richard J	1088-18354	172	54	NW7
Hill, Brent M	1088-18472	163	75	NW15
	1088-18472	158	93	NW18

* = Average calculated with less than 21 games, R = Right, C = Challenge, S = Sport

Name	National ID	Avg	Games	Leagues
Hill, John H	644-1116	212	51	EA5
Hill, Megan L	9742-20105	136	48	HEA5
Hill, Vicki L	9742-19431	125	79	PC1
Hillard, Dean R	1088-2123	196	87	NW17
Hitsman, Savannah R	21-10074	119C	27	NY2
Hittle, Jolene M	9742-19624	119	78	EA6
Hiza, Claude J	1088-13608	160	90	NW11
	1088-13608	158	90	NW9
Hobart, Duane S	1076-1627	149	69	HEA1
Hockstra, Ann L	3683-447	109	78	SH6
Hodges, Ronald E	1088-189	129	45	EA2
Hodges, Wesley R	1110-1098	174	45	EA4
Hodgson, Kenneth L	1046-128	140	81	BH7
Hoffman, Doris	3686-11899	112	84	NW4
	3686-11899	112	87	NW1
Hoffman, Ken A, Jr	1039-5890	166	69	EA5
Hoffman, Richard L	1042-264	184	84	NW4
	1042-264	183	87	NW1
Hoffmeyer, Adelle	18-14382	87	57	NY3
Hoffmeyer, Dan S	1047-10442	207	72	SH6
	1047-10442	201	81	BH4
Hoffmeyer, Phoenix	16-47522	140R C	36	NY2
Hoisington, Chris J	9742-20367	155	30	NWNS2
Holladay, Cassandra M	9742-19021	119	27	HEA5
Hollenbeck, Bret A	1088-16754	189	66	NW16
Holmberg, Rick L	10-1814767	169	90	BH1
Holmes, Arthur L, Sr	1088-18315	162	27	NW9
Holmes, Joshua A	1088-11048	200	48	NW16
Holy, Richard L	1088-18607	173	48	SH6
Holzinger, Larry F	1046-585	174	72	NW4
	1046-585	171	42	NW20
Holzinger, Patsy A	3686-9715	123	72	NW4
	3686-9715	121	42	NW20
Homik, Stanley E	1088-617	181	87	NW9
Hoolehan, Daniel E, Jr	1047-12636	174	45	NW13
Hoover, Joe A	1110-239	193	90	SW1
Horn, Cheryl J	3686-1608	104	78	EA6
Horn, Tonia R	9742-19028	161	42	EA3
	9742-19028	158	81	EA6
Horness, Roger E	1088-188	145	81	EA2
Hough, Kristina M	9742-19265	132	77	NW5
Houseman, Matt J	9742-20196	128	39	BH4
Housler, Jason D	1088-18337	155	90	NW9
Houston, Mike L	1092-307	154	36	HEA1
	1092-307	150	33	HEA2
Howe, Jesse W	1054-3440	195	78	EA4
Hozer, Elliot J	9742-20043	126	54	BH7
Hozer, Jason J	1088-636	164 *	15	BH7
Hozer, Richard J	1088-1767	178	81	BH7
Hren, Cameran	9742-19781	183	48	BH4
Hudson, Brandon R	1088-12943	185	27	EA5
Huennerkopf, Kathleen M	9742-19443	128	39	NW21

* = Average calculated with less than 21 games, R = Right, C = Challenge, S = Sport

Name	National ID	Avg	Games	Leagues
Huffman, Gracie E	9742-20233	100	87	HEA5
Hughes, Robert F, III	1046-2158	206	72	NW15
	1046-2158	202 *	18	BH7
	1046-2158	199	45	NW20
	1046-2158	196	42	NW13
	1046-2158	215	30	NWNS2
Hughey, Andrew S	9742-20040	166	81	NW12
Hughey, James B, III	8778-31480	182	90	HEA2
	8778-31480	179	87	HEA1
	8778-31480	183	21	NWNS2
Hughey, James B, Jr	1088-18615	186	90	HEA1
	1088-18615	178	90	HEA2
Hughey, James B, Sr	9742-19818	124	87	HEA1
Hughey, Jeff S	9742-19301	201	87	NW12
Hughey, Jon T	9742-20170	169	84	HEA2
	9742-20170	166	81	HEA1
	9742-20170	171S	40	NWNS1
Hughey, Lynda L	3686-12427	127	90	HEA5
Hull, Sharon J	3686-838	158	78	PC1
	3686-838	154	36	BH2
Hull, William	9742-19417	126	33	BH2
Humphrey, Eric C	1088-5534	180	69	NW16
Humphrey, Ryan R	1088-8904	184	63	NW16
Hunt, Daniel W	1088-18611	178	78	SH6
Hunt, Robert L	1088-5077	218	30	NW4
Hunter, Nichole M	3686-9081	147	48	NW20
Hutchinson, Jamie L	9742-19834	117	87	NW2
Hutchinson, Seth A	9742-19833	130	81	NW2
Hutson, Dale J, Jr	1088-12318	159	36	NW7
Hutson, Dale J, Sr	1088-12014	143	75	NW7
Hutson, Reggie L	1088-715	164	45	NW13
	1088-715	162	75	NW7
Hutson, Ryan J	1088-18533	201	62	NW7
Hutson, Tammy L	3686-2365	162	66	NW14
	3686-2365	160	39	NW13
	3686-12088	120	78	HEA5
Inglis, Patricia E	1088-9350	156	72	NW7
Inglis, Tom R	9742-18772	143 *	18	NW7
Irwin, Colin S	1088-17606	184	84	SH1
Isacson, Dale J	1088-2008	195	78	BH7
Ishman, Adam A	8014-63080	221	72	SH1
Iteen, Kevin J	1110-118	171	63	HEA2
Jackson, Alvin D	1088-12745	183	78	NW16
	1088-12745	176	45	NW13
	1088-12745	195	30	NWNS3
Jackson, Ida B	3686-11768	140	30	NW13
Jacobs, Brad A	1088-383	175	51	NW16
Jacobs, Donald H	1088-8372	182	72	NW7
Jacobs, John T	1092-189	164	84	HEA1
Jacobs, Lisa A	3686-11694	151	63	NW10
Jacobs, Michael P	11-507064	112	30	PC2
James, Lauren	22-29925	67	21	NY3
Jamieson, Brandon	9742-19939	212	81	BH8

* = Average calculated with less than 21 games, R = Right, C = Challenge, S = Sport

Name	National ID	Avg	Games	Leagues
Janetzke, Aaron K	9742-20285	132	48	NW21
Janetzke, Mandy	9742-20280	104	48	NW21
Jansuka, Grant	9742-19903	144	80	EA2
Jarosik, Mitchell R	1088-12212	210	87	NW9
Jenkins, Edward A	1088-17053	196	84	NW12
	1088-17053	181	48	NW21
Jenkins, Kimberly S	3686-11807	122	48	NW21
Jenkins, Lori A	3686-4647	139	33	NW21
Jenkins, Robert T, Jr	1088-7847	186	39	NW21
Jenkins, Twain	9742-20333	131	24	EA2
Jensen, Mark S	1088-11297	164	90	NW12
Jett, Camden	22-28625	73	63	SY1
Jett, Dustin S	1088-13013	199	27	BH7
Jett, Jacob P	11-772498	184	45	BH7
Jett, Joshua P	1088-12531	176	63	BH7
Jett, Paul E	1088-984	208	72	BH7
Jimerson, Alex J	1088-18480	148	78	EA5
Jimerson, Andrew J	1088-18585	171	66	EA5
Johnson, Christa A	3686-11688	123 *	18	PC1
Johnson, Dennis J	1047-2597	222	57	SH1
Johnson, Gertrude E	3686-189	142	84	NW14
Johnson, Jason A	9742-19263	112	66	NW5
Johnson, Jason P	1088-12654	204	93	NW18
Johnson, Jayden	22-30028	130	15	NY2
		*C		
Johnson, Jeremy W	1088-13371	176	66	SH6
	1088-13371	166	84	SH2
Johnson, Joseph D	1088-2270	170	87	NW9
Johnson, Joseph L	9742-19966	124	24	NW21
Johnson, Julianne M	3686-12118	145	78	NW3
Johnson, Katherine C	9742-19713	106	57	NW5
Johnson, Kevin W	1088-18309	183	60	SH6
Johnson, Mary K	3686-186	158	72	NW14
Johnson, Nathan L	1088-16977	174 *	18	NW17
Johnson, Nicole A	9742-14334	122	78	EA6
Johnson, Randy	9742-19045	141	42	NW21
Johnson, Roger A	1088-16975	113 *	9	NW2
Johnson, Shawn D	9742-20301	159	39	BH4
Johnson, Thomas J	9742-19522	133	66	PC4
Johnston, Kathy K	3686-8560	153	39	NW20
Johnston, Ron A	1023-1123	135	39	NW19
Johnston, Ronald A, Sr	1088-13711	151	45	NW20
Johnston, Tim J	9742-20237	153	66	NW19
Jones, Annette M	3686-79	184	42	NW14
Jones, Bobbie J	3686-10038	131	45	NW21
Jones, Justin R	9742-19944	164	84	NW17
Jones, Rick L	1088-48	197	69	EA4
Jonker, Benjamin J	1088-18665	168	40	EA3
	1088-18665	166	72	EA2
Joslyn, Philip A	1088-12726	179	54	EA4
Jozsa, Michael J	1088-1254	148 *	3	NW7
Juncaj, Gjeka M	9742-19820	159	36	BH7
Jurecic, Holly M	3686-3332	144	66	EA6

* = Average calculated with less than 21 games, R = Right, C = Challenge, S = Sport

Name	National ID	Avg	Games	Leagues
Kaat, Derin T	9742-20328	125 *	18	HEA1
Kadwell, Christa	20-2569	91	90	NW2
Kadwell, Howard	21-2602	122	90	NW2
Kammers, Daniel L	1088-8775	182	91	NW19
	1088-8775	178	63	NW7
	1088-8775	174	27	NW12
	3686-8972	220	93	NW19
Kammers, Theresa A	3686-8972	218	84	SH1
	3686-8972	208 *	18	NW14
	1088-11704	186	66	NW19
Kandelac, Craig A, Jr	1088-11704	186	66	NW19
Kandelac, Wyatt C	21-28895	104C	60	NY2
Karas, Amy C	9742-19882	105 *	20	NW19
Karis, Gregory A	1088-9684	199	82	NW17
Karis, Kelly	9742-20113	114	42	NW20
	9742-20113	111	75	NW10
Karnitz, Brett J	9742-20178	154	21	EA5
Karnitz, Mark A	9742-20132	120	75	HEA1
Kass, Jason M	9742-20357	160	30	NWNS2
Kass, Joseph W	1088-1642	198	65	RA2
Kauffman, Frank A	10-805397	186	71	BH7
	10-805397	183	75	SH6
Keck, Brett M	1088-18518	170	61	NW19
	1088-18518	156	33	NW5
Keck, Michael C	1088-7190	201	69	NW19
	1088-7190	192	64	NW15
	1088-7190	190	75	NW5
	1088-7190	184	33	BH4
Keck, Victoria I	3686-4768	146	79	NW19
	3686-4768	144	62	NW15
	3686-4768	142	81	NW5
Keefer, Byron P	1110-134	193	81	SW1
Keegstra, Josh J	1088-17443	173	84	RA1
	1088-17443	161S	40	NWNS1
Keith, Brad R	1088-12753	159	24	NWNS3
Kelch, Barbara A	3686-3736	166	87	NW3
Kelch, Rick W	1046-430	151	66	NW16
Kelly, Brian M	1088-18348	189	51	BH4
Kelsch, Bobbi J	9742-19796	153	30	NW20
Kelsch, Robert J, Jr	1088-9826	136	36	NW20
Kemmerling, Clayton J	1088-1083	148	81	NW11
Kennert, Amber R	3686-6250	81	29	NW21
Kennert, Benjamin A	9742-20286	123	30	NW21
Kerbuski, Chad L	1088-18511	178	92	BH5
Kern, Derek	17-67677	169R	33	NY2
	17-67677	C		
Kern, Frank R	1088-2098	153	21	SY1
Kern, Jason F	1088-11994	168	53	NW17
Kern, Stephen	1088-13619	182	75	NW6
Kern, Stephen	1088-13619	182	89	NW17
Kersting, Steve T	1088-8972	150 *	6	NW7
Ketner, Donald J	9742-20303	121 *	6	EA2
Kieft, Donald E, Jr	1046-199	138	75	PC3
Kies, Casey L	3686-12466	121	81	HEA5

* = Average calculated with less than 21 games, R = Right, C = Challenge, S = Sport

Name	National ID	Avg	Games	Leagues
Kiesgen, Charles J	1088-6077	138	78	NW16
Kiesgen, Gideon	22-29957	64	57	NY3
King, Carol J	9742-19931	124	69	NW3
Kingsley, Robin A	9742-20251	85	64	EA6
Kinney, Bruce W	1088-12111	182	87	NW19
Kitchen, Mark A	1088-17287	124	90	NW17
Klaas, David M	5993-4049	218	90	SH1
Klotz, Jerry Y, Sr	1088-13364	164	90	NW17
Klotz, Kyle D	9742-20012	115	36	HEA4
Knowling, John A, Jr	9742-20260	193	86	NW19
Kohlhoof, Kasey A	9742-19867	174	63	NW19
Kokx, Ryan E	1092-489	141	66	HEA1
Kolanowski, Joseph B	1081-1446	225	66	NW11
Kolbe, Collin M	1088-18019	186	33	BH6
Kolbe, Julia	3686-11661	130	27	BH6
	3686-11661	116	51	PC1
Kolbe, Matthew S	1088-17876	170	57	BH4
Kolka, Pattie M	9742-20141	116	51	NW3
Kolka, Travis R	9742-20368	146	30	NWNS2
Koltz, Nikki	9742-20013	109	33	HEA4
Kops, Chloe	22-29939	81	51	NY3
Kops, Shannon Y	3686-8644	154	80	BH5
	3686-8644	150 *	15	NW14
Korstange, Richard P	1088-7198	167	72	PC3
Kosheba, Donald A	1088-18281	135	33	NW19
Kosheba, Ken W	10-369525	194	48	BH4
Kosheba, Laura A	3686-11585	100	36	NW19
Kosters, Randy L	1088-17006	142	39	NW20
Kotecki, Donald E	9742-19795	151	78	PC4
Kotecki, Michael A	1088-10967	181	75	PC4
Kotecki, Michael B	1088-8994	114 *	6	PC4
Kotrch, Scott D, Sr	1088-12427	172	57	PC3
	1088-12427	159 *	3	NW7
Kovalova, Dasha	11-511928	236	78	SH1
Kramer, Kevin T	1046-580	181	78	BH8
Kraner, Stan D	9742-20270	112	30	HEA2
Kratt, Kristin K	9742-18794	113	33	BH2
Kremmel, Keith A	1046-263	195	75	BH1
Krieger, Brian A, Jr	1088-17703	190	66	BH8
Kruger, John N, Jr	1046-2181	186	45	NW7
Kruger, Mitchell R	1088-17327	171 *	6	NW7
Krohn, Bradon	11-525462	178R	30	NY2
		C		
Krohn, Kevin T	10-320865	218	90	NW17
Kroll, Jon D	1088-11406	176	30	EA4
Kroll, Roger T	1088-880	140	33	EA4
Kubanek, Arianna M	21-10029	100C	57	NY2
Kubanek, Preston J	21-10010	78	57	NY3
Kuhlman, Terry M	1088-2804	188	66	RA2
Kuzma, Chad M	1088-2890	191	69	NW16
	1088-2890	191	75	BH4
Kyle, Thomas A	1088-2110	149	57	EA4
Kyriakou, Nicholas T	1110-937	172	42	HEA1

* = Average calculated with less than 21 games, R = Right, C = Challenge, S = Sport

Name	National ID	Avg	Games	Leagues
Kyser, Colin	22-30031	86C	36	NY2
Laban, Ann M	3686-448	153	42	NW13
Laban, Katie S	9742-19691	145	78	NW10
Laban, Thomas T, Jr	1088-2718	186	27	NW9
	1088-2718	175	87	NW6
	1088-2718	167	45	NW13
Labarge, Bud J	1088-524	183	21	NW1
	1088-524	179 *	15	NW4
LaBarge, Michael E	1088-18287	158	78	NW7
Ladegast, Joseph P	1088-8389	204	75	NW17
Lafever, Sara L	9742-19258	107	24	BH6
LaKatos, Kolin J	1088-18526	164	38	EA2
Lamphere, Greg D	1088-17690	181	69	NW12
Laney, Johnnee Q	9742-20140	99	87	NW2
Lange, Mark A	1046-769	196	36	NW7
Langler, Michael J	7377-81	176	78	NW1
	7377-81	175	84	NW4
Langlois, Gary A	1088-13714	167	66	PC4
Langlois, Matthew T	1088-11278	207 *	6	NW15
	1088-11278	197 *	3	SH1
	1088-11278	186	75	BH4
Langlois, Raymond G	1088-443	176	48	SH6
	1088-443	172	36	BH3
Langlois, Scott S	1088-18166	174	36	BH3
	1088-18166	171	54	SH6
Lanore, Cameron R	6010-1842	164	78	NW7
LaPres, Dan L	1046-1220	173	93	SH1
Larsen, Brian	9742-20195	128	39	SW1
Larsen, Peter B	9742-20192	153	78	SW1
Larson, Jonathan J	9742-19179	173	27	EA5
Larson, Joseph R	1088-8451	183	48	NW17
	1088-8451	179	39	NW1
Lasko, Robert P	1054-3436	204	87	SH1
	1054-3436	194	81	BH8
Lattin, David A	1046-1685	187	72	BH1
Lattin, Richard G	1088-11224	184	60	BH1
Lavercombe, Donald W	1046-2146	154	39	NW20
	1046-2146	153	30	NW8
Lavercombe, Jodie G	3683-2048	139	45	NW8
	3683-2048	136	21	NW20
Lawson, Gary L	1088-12596	200	84	NW17
Layne-Roy, Jasam B	21-13438	177	84	NW7
Le, Thu V	1088-1690	147	27	NW17
Leach, William C	1088-4823	167	87	NW2
Leazenby, Timothy D	1088-18590	155	78	EA2
LeBaron, Justin L	1088-13129	190 *	15	HEA1
	1088-13129	187	27	SH3
Lebbert, Sylvia R	9062-3318	113 *	19	NW14
Lee, Albert J	1088-6538	189	80	NW7
Lee, Jake M	1088-18417	149 *	12	NW7
LeFear, Dwayne K	1088-16979	140	81	NW15
Lefear, Trinecia L	3686-12169	131	75	NW15
Leiby, Samuel P	9742-19325	195	84	RA2

* = Average calculated with less than 21 games, R = Right, C = Challenge, S = Sport

Name	National ID	Avg	Games	Leagues
Leighton, Brithney	9742-19655	136	60	NW5
Lemiesz, Daniel D	5717-214	240	93	SH1
Lentz, Larry R	1092-134	117	90	HEA2
	1092-134	116	42	HEA1
Leonard, Chase V	9742-19101	103	45	HEA5
Leonard, Davalyn L	9742-19018	110	84	HEA5
Leonard, Joshua S	1088-12154	198	54	SH6
	1088-12154	188	84	BH8
	1088-12154	163 *	12	BH7
Leonard, Tammy S	3686-12086	115	76	HEA5
Leslie, Terry L	1069-1764	172	72	NW7
Leutzinger, Terry L	1092-79	160	60	HEA1
Lewandewski, Amanda R	9742-20182	103	42	HEA3
Lewandewski, Raymond J	9742-20183	125	42	HEA3
Lewis, Benjamin M, Jr	1047-18958	184	67	NW1
	1047-18958	182	74	NW4
	1047-18958	173 *	3	NW7
Lewis, Brandon J	1088-18500	194	90	NW9
	1088-18500	175	87	HEA2
Lewis, Kathi L	3686-9243	111	33	NW21
Leybourne, Sarah L	9742-20127	171	27	NW1
	9742-20127	175	24	NWNS2
Liening, Georgina L	8778-38896	101	85	NW4
Lillmars, Ben R	1088-8303	228	42	BH1
	1088-8303	205 *	18	BH7
Lilly, Sean A	1088-17662	200	48	NW7
Linderman, Carol J	3686-13	157	27	NW14
	3686-13	155	30	NW15
	3686-13	154 *	18	SH6
Lindgren, Brian R	1032-1313	184	56	HEA2
Link, Jack C	1088-503	178	24	RA2
Linke, John M	1092-611	162	81	HEA2
Linville, James E	1088-9465	162	87	NW6
Lisman, Anthony J	9742-19317	163	48	EA2
Lisman, Sharon L	3686-4536	125	81	BH1
Lisman, Tony J	1088-13020	184	72	EA2
Lisman, Wyatt R	9742-20148	96	21	EA2
Little, Larry A	1088-8795	141	48	NW21
Lockhart, Robbie J	1088-10367	176	75	BH7
Lockhart, Timothy J	1088-9399	188	45	NW12
	1088-9399	178 *	12	BH7
Lodes, Blake	6010-1464	135	60	SH6
Long, Anthony J	6010-1470	214	84	BH4
	6010-1470	206	75	EA5
	6010-1470	202	96	SH1
	6010-1470	205	30	NWNS4
Lootens, Nick V	9742-20236	134	75	NW19
Lopez, David A	9742-18906	157	87	EA2
Lord, Angie E	3686-11777	143	72	NW14
Loss, Chuck F	1046-1757	122 *	18	NW20
Loss, Jamie L	3686-7494	112	45	NW13
Lothschutz, Kevin C	1046-1181	180 *	12	EA4
	1046-1181	173	75	EA5

* = Average calculated with less than 21 games, R = Right, C = Challenge, S = Sport

Name	National ID	Avg	Games	Leagues
Lotz, Anita	9742-20355	97	27	NWNS2
Loudermilk, Eric	9742-20263	146	78	HEA1
Loudermilk, Hunter S	22-50913	122	36	
Lovell, Richard W	1046-41	199	90	BH8
	1046-41	187	78	EA5
Loyd, Tracy L	1088-6372	175	30	BH4
Lundberg, Phillip L	9742-19400	141	78	HEA2
Lusk, David C, Jr	1088-11052	197	39	NW21
Lusk, Jeannie M	3686-8847	147	39	NW21
Lusk, Melia M	22-80589	64 *	18	NY3
Luther, Matthew C	9742-19444	114	42	NW21
Luther, Nicholas H	18-93342	217	84	RA4
Luther, Ronald V	1047-15123	192	54	RA4
Luther, Russell W	3685-7558	174	86	RA4
Luther, Skyler R	6010-2748	179	75	RA4
Luther-Davignon, Shelby L	6010-2749	163	84	RA4
Lynch, Darnell D	1088-13483	182	56	NW16
Lynch, Donald F	1088-18571	152	72	NW15
Lynn, Bailey W	9742-20187	142	24	NW12
Lynn, Dennis A, Jr	1088-13853	183	39	NW12
Lynn, Michael G	1088-16976	174	81	NW12
Lyons, Kevin D	6010-93	203	60	NW17
	6010-93	197	54	SH3
Mack, Ryan M	9742-20362	93	27	NWNS4
Madden, Daniel R	1076-696	197	90	SW1
Mahynski, David G, Sr	1092-36	160	78	HEA2
Mahynski, Douglas E	1092-424	189	72	HEA2
	1092-424	182	27	HEA1
Majeski, Charles J	1088-53	195	72	NW7
Major, Alyssa	6010-3091	180	21	NW10
Malinoski, Merl A	1047-12696	153	42	EA4
Mann, Lori K	3686-4199	126	39	EA6
Margol, Lynnette M	4194-16128	147	84	NW15
Margol, Michael A	6011-101	218	45	NW15
Marquez, Richard J, Sr	9742-20175	124	28	EA4
Martin, Lucille I	3685-29226	119	84	NW4
Martin, Lynn M	3686-11938	139	60	PC1
Martin, Nicholas R	1088-13344	196	63	BH1
Martinez, Abe M	21-84188	89	54	
Massey, Tyshon L	1088-7222	139	72	NW12
Mathews, Kelly M	3686-2808	142	30	BH2
	3686-2808	138	72	EA6
	3686-2808	129	21	PC1
Mathews, Terry J	1088-6142	157	42	NW6
Mathews, Vanderbilt, V	1088-10782	207	45	BH7
Matthews, Ron L	1088-2197	185	60	NW12
Mattson, Brandon J	1088-17652	178	72	NW7
Mattson, Ella	22-33614	97C	30	NY2
Mattson, Sophia	22-29971	37	30	NY3
Matz, Jennifer L	3686-8886	140	30	PC1
Maus, Jeff R	1088-2822	214	33	NW16
Maxwell, Lawrence C	1088-463	169	86	SH5
	1088-463	168	84	SH2

* = Average calculated with less than 21 games, R = Right, C = Challenge, S = Sport

Name	National ID	Avg	Games	Leagues
	1088-463	163	93	SH4
May, Steve M	6010-1279	200	72	SH6
Maycroft, Bradley D	1088-330	182	54	SH6
	1088-330	172	39	BH2
Maycroft, Deanna L	16-119490	109	39	BH2
Maycroft, Taylor N	9742-19955	154	84	RA3
	9742-19955	152	66	BH8
	9742-19955	143	33	NW21
Maynard, Bruce A	1092-325	154	78	HEA2
Mayrose, Philip P	1088-10951	187	84	EA5
Mcbride, Steve L	1088-2781	176 *	18	PC4
McBride, Tierstyn L	9742-19319	169	87	NW17
McCabe, Alan	1088-441	185	39	BH2
	1088-441	185	72	SH6
McCabe, Stephany	9742-20214	99	27	PC1
Mccallum, Neil V	10-7862	168	87	NW1
McCleary, Larry D	1088-10543	148	45	NW21
McCleary, Stacey L	3686-12421	109	45	NW21
McCollum, Brandon O	1088-91669	176	48	NW7
	1088-91669	169	81	BH7
McCollum, James R	1046-748	184	81	NW9
McCulley, Leo E, IV	16-138397	190	24	NW20
Mcculley, Leo (Bud) E, III	1110-895	144	48	NW20
	1110-895	128	84	HEA1
	1110-895	126	42	HEA4
McCulley, Leslie D	3704-2477	159	48	NW20
	3704-2477	149	87	HEA5
	3704-2477	144	45	HEA4
McCulley, Michael R	9742-20071	136	90	HEA1
McDonnell, Martha	9742-20249	68	71	EA6
McElfish, Spencer S	9742-20318	150 *	18	NW7
McFall, Christy R	6010-2722	173	90	NW2
McFall, Kevin	6010-2727	187	84	NW2
McFall, Scott A	1088-13034	174	78	NW7
McGonigle, Bill A	9742-20044	113	78	BH7
McIntyre, Michael J	1088-12402	182	27	EA5
	1088-12402	182	63	EA2
McKee, DeeDee J	9742-19932	165	69	NW3
McKellips, Connie M	9742-20217	92	63	PC1
McLouth, Amanda S	9742-19054	113	48	NW21
McManus, Charles E	1088-6956	214	75	NW19
McNarland, Mark A	1088-1343	223 *	18	SH1
	1088-1343	223	66	NW7
McNeil, Matt A	8649-38652	143	48	NW19
McQueen, Nick Y	1088-11642	167	24	EA2
Mead, Sylvia L	3686-729	149	39	BH2
	3686-729	137	78	PC1
Meadows, Brendan	9742-19989	159	33	BH6
Medacco, David A	1046-471	221	42	NW20
	1046-471	217 *	6	NW7
Medacco, Nancy A	3683-453	153	42	NW20
Medema, Ernest J, III	1088-12056	191	90	RA4
	1088-12056	191	93	SH1

* = Average calculated with less than 21 games, R = Right, C = Challenge, S = Sport

Name	National ID	Avg	Games	Leagues
	1088-12056	186	81	PC4
Meeuwenberg, Josh A	1088-12576	162	54	HEA1
	1088-12576	161 *	15	HEA2
	1088-12576	155	44	HEA3
Meeuwenberg, Shannon	3689-850	124	42	HEA3
Meinema, Mark H	1047-2031	214	57	SH1
Meisch, Jerry H	1088-1279	152	75	SH6
Meldrum, Zach J	9742-20177	112	54	BH4
Mernack, Shane C	9742-20157	148	84	NW7
Merrill, Jim R, Jr	9742-20149	182	33	BH2
Merrill, Sarah L	9742-20150	114	33	BH2
Messany, Mark S	1088-2382	178	51	EA2
Messany, Mike	9742-20304	175	36	EA2
Metz, Alisha N	9742-20092	161	80	SH1
Metz, Robert L, III	10-699643	151	84	PC4
	10-699643	141 *	6	SH1
Meyers, Brent J	1088-8224	192	36	BH2
	1088-8224	192	72	BH4
Meyers, Corey J	1088-8582	159	42	BH4
Meyers, Eric E	1063-28523	171 *	3	SH1
Meyers, Jason P	9742-19923	132	72	NW19
Meyers, Joey P	8219-121380	180	89	NW19
	8219-121380	176	24	BH8
Meyers, Kelley J	3686-5295	139	36	BH2
Meyers, Phillip J	9742-19920	126	84	NW19
Meyers, Zachary S	9742-20000	140	42	BH2
Michalko, David S	9742-20258	102	60	SH6
Michalko, Logan B	6010-2782	138	72	SH6
Middlecamp, Seth R, II	1088-7947	170	40	NW20
Midkiff, Alex W	11-662260	148	12	NY2
		*RC		
Midkiff, Krista L	3683-2034	132	84	BH8
Miel, Henry D	1088-18331	173	90	NW9
Miller, Allyse	1088-10690	196	30	BH3
	1088-10690	195	55	BH5
	1088-10690	188	24	PC1
Miller, Amy L	3686-5327	155	36	BH3
Miller, Bruce W	1046-39	204 *	3	NW7
	1046-39	199	63	BH8
	1046-39	190	30	PC3
Miller, Ellen A	3686-308	156	88	BH5
Miller, Ethan W	9742-20224	203 *	3	BH8
	9742-20224	197	57	NW7
Miller, Harold L	1088-1076	202	81	NW7
Miller, Judith F	9742-19889	122	90	BH1
Miller, Lisa A	3686-5837	74	33	NW19
	3686-5837	63 *	3	RA4
Miller, Louis P, Jr	1088-1695	176	81	NW11
Miller, Mark M	1088-3189	164	36	NW13
Miller, Rick M	1018-3143	157	78	RA4
	1018-3143	154	72	NW9
	1018-3143	152	90	NW19
Miller, Scott L	1088-3815	201	75	SH3

* = Average calculated with less than 21 games, R = Right, C = Challenge, S = Sport

Name	National ID	Avg	Games	Leagues
Milliron, Dave W	9742-20209	128	90	NW17
Milliron, Lorraine A	9742-20165	135	72	NW8
Millis, Jamie S	1088-11525	156	45	EA3
Minzey, Jackie J	9742-20213	131	81	RA4
Minzey, Jon L	9742-19871	202	78	NW9
	9742-19871	196	81	RA4
Mirkle, Mark L	1042-429	169	84	NW15
Mirkle, Mark R	6011-98	193	84	NW15
Mirkle, Vikki	3686-611	133	84	NW15
Miskel, Gene H	1088-3667	175	84	NW9
	1088-3667	173	81	NW15
Miskel, Rolando R	1088-11091	173	21	NW15
	1088-11091	172	75	NW9
Miskel, Troy D	1088-3758	170	66	NW15
Misze, Jeffrey A	1088-10247	169	39	EA5
	1088-10247	167	33	EA4
Mitchell, Fred	1088-1650	159	83	NW1
Mitchell, James R	6010-592	233	69	SH1
Mitteer, Karly M	9742-20225	102	21	HEA4
Mitteer, Nick L	9742-20226	104 *	18	HEA4
Modrow, Makayla E	9742-20091	110	75	SH1
Modrow, Michael J	1088-8831	198	78	SH1
Modrow, Michelle L	3686-5740	152	87	SH1
Moir, Jesse R	11-110456	173	80	HEA1
Moir, John R	1088-17912	156	63	HEA1
Monnot, Tammy S	9742-19164	156	54	NW14
Monroe, Donny T	1092-40	151	54	HEA2
Monroe, Keaghen	22-50889	90 *	12	
Moody, Jermaine L, Sr	1088-9603	194	75	NW9
Moon, Abigail L	3686-10061	142	69	RA2
Moore, Andrew S	1088-9596	163	92	BH5
Moore, Eva M	9742-19035	130	27	NW13
Moore, Jarvis, Jr	9742-20007	169	21	BH7
	9742-20007	163	36	NW11
Moore, Riley J	9742-20118	166	63	NW15
Moose, Eric J	1088-18609	164	39	BH2
Moose, Jennifer L	9742-19805	130	33	BH2
Moran, Tim	9742-19698	173	66	EA4
Morey, Terry L, III	1088-9121	199	63	BH1
Morgan, Robert A	1047-2120	215	84	NW9
	1047-2120	196	81	HEA2
Morrall, Jeffrey S	1088-1544	182	60	NW12
Morse, Amanda C	9742-19229	118	42	NW20
	9742-19229	117	78	BH1
Morse, Angela K	3683-1798	148	67	NW14
Morse, Colleen K	3686-2686	144	42	BH2
Morse, James M	9742-19457	172	48	NW20
	9742-19457	172	84	BH1
Morse, Richard L	1088-6340	189	72	NW7
	1088-6340	185	75	BH4
	1088-6340	182	42	BH2
Mosley, Brian J	1088-11757	164	88	BH5
Mosley, Robert (Brent) B	1046-1106	168	81	BH8

* = Average calculated with less than 21 games, R = Right, C = Challenge, S = Sport

Name	National ID	Avg	Games	Leagues
Motz (Winkelman), Chelsea R	3683-2055	177	36	SH1
Mourer, Chrisphor D	8778-41115	173 *	15	RA1
Mouw, Ryan P	10-861840	223	21	SH1
	10-861840	212	72	EA5
	10-861840	202	51	PC4
Muckey, Brett L	9742-20179	105	42	HEA3
Mulder, Alyson M	3686-8539	138	51	NW14
Mumby, Lynn A	9742-20265	95 *	3	PC1
Mumby, Stephanie L	9742-20215	94	72	PC1
Munoz, Daniel	9742-20262	132	81	HEA1
Murat, Carl E, Sr	1088-1982	162	78	NW12
Murphy, Candy L	3686-7167	151	42	NW19
Murphy, Michael L	1047-17494	163	42	NW19
Mussell, Mark A	1092-718	140	33	HEA4
Mussell, Susan	3686-4299	102	36	HEA4
Musser, Bonnie J	3686-11965	146	60	NW14
Nawrocki, Earle E	1047-1872	208	84	SH1
Nawrocki, Mike G	1047-1813	202	75	SH1
Neal, Rebecca S	3686-8540	161	66	NW10
Neer, Joshua T	1088-18515	163	57	EA4
	1088-18515	150	81	NW7
Nelson, Brenda L	3686-1793	103	48	NW20
Nelson, Dawn E	3686-10008	114	78	NW14
Nelson, Elizabeth A	3686-12182	178	72	NW3
	3686-12182	162	63	NW10
Nelson, Gayle E	1088-3945	140	48	NW20
Nelson, Kenneth D	9742-19648	157	45	EA2
	9742-19648	156	40	EA3
Nelson, Phillip J	1088-18301	167	81	EA1
Nelson, Troy W	1088-10968	206	92	BH5
	1088-10968	205	63	SH6
Nelson, Wayne	9742-20087	188	87	NW17
Nelson-Lee, Antonio	22-29947	70	36	NY3
Nestell, Scott E	1088-402	206	78	BH4
	1088-402	201	84	EA5
	1088-402	199 *	9	NW7
Newell, Addison J	9742-19773	145	78	NW8
Newell, Nicholes D	9742-19775	128	75	NW8
Newille, Krista M	9742-20151	101	81	BH1
Nicholl, Herbert J, Jr	1088-11695	142	39	BH7
Nichols, Heather	9742-20340	100	24	NW20
Nichols, John L	1088-3980	186	87	NW6
Nichols, Joshua A	9482-6444	193	75	NW6
Nichols, Kevon, jr	22-28656	81	66	SY1
Nichols, Sue E	3686-12031	131	60	EA6
Nichols, William	22-28652	105	69	SY1
Nicolan, Michelle D	9742-19930	114	78	NW3
Nicosia, Charlie F, Sr	1046-511	153	60	EA4
Nicosia, Dominic A	486-21767	157	81	HEA2
Nielsen, Michael R, Sr	1092-312	160	62	HEA1
	1092-312	148	45	HEA2
Nieman, Janet L	3689-840	145	45	HEA3
Nietering, Jeff A	1088-17367	196	81	NW7

* = Average calculated with less than 21 games, R = Right, C = Challenge, S = Sport

Name	National ID	Avg	Games	Leagues
Nietering, Tyler B	1088-16906	215	84	NW7
Norwood, David E	1088-9259	158	87	NW12
Nowak, Ben A	6010-295	168	90	NW9
Nowakowski, Todd J	9742-20135	142	87	SH1
Nulf, Leeanna M	9742-20184	114	84	NW10
Nutt, Joslyn	15-82826	149R C	51	NY2
Nutt, Taylor	7914-22567	176R C	45	NY2
Oakes, Amanda	9742-19273	127	75	NW15
Oakes, Derrick A	9742-20030	176	42	NW9
	9742-20030	175	72	NW15
Oakes, Kevin T	1088-12515	180	75	NW15
Oberlin, Dionne M	3686-5893	119	24	BH2
Ochoa, Cindy X	9742-19967	107	48	NW21
Ochoa, Jonathan C	1069-11561	177	45	NW21
O'Connell, Earl R	1088-13867	166	45	NW13
	1088-13867	166	69	NW7
O'Connell, Gidget M	9742-20124	108	33	NW13
O'Connell, Missi A	9742-20339	116 *	6	NW20
O'Connell, Richard L	9742-20338	164 *	6	NW20
	9742-20338	142 *	18	NW19
Odell, Robert A, Jr	1088-12614	168	84	BH7
Olejarczyk, Shane A, Jr	9742-20167	168	87	NW9
Olinghouse, David C	1046-2	191	90	BH5
	1046-2	179	81	BH8
Olinghouse, Jordan L	6010-611	204	72	BH5
	6010-611	199	51	BH8
Olinghouse, Katrina J	3683-85	164	58	BH5
	3683-85	158	27	BH8
Omlor, Cecilia K	3686-348	129	81	RA3
Omness, Denny L	1092-85	124	72	HEA1
Omness, Travis W	1092-372	145	87	HEA1
Omness, Trent R	1092-579	202	87	HEA2
	1092-579	193	90	HEA1
Oneill, Elijah A	1088-18545	144	51	HEA1
Oomen, Alesha V	9742-19017	110	45	HEA4
Oomen, Kyle J	1088-18501	173 *	15	HEA1
	1088-18501	162	45	HEA4
	1088-18501	160	69	HEA2
Oosting, Geoffrey S	1046-1	204	69	BH8
Oosting, Jaclyn E	9742-19987	105	36	BH6
Oosting, Kathryn A	3686-875	178 *	3	PC1
	3686-875	170	36	BH6
Oosting, Morgan L	9742-19790	128	36	BH6
	9742-19790	122 *	15	SH6
Oosting, Robert A	1088-16988	209	78	BH4
	1088-16988	204	33	BH6
Oosting, Robert C, Jr	1088-3422	172	33	BH6
Oosting, Ryan P	1088-17059	198	33	BH4
	1088-17059	197	27	BH6
	1088-17059	188	60	SH6
Opperman, Scott L, Jr	1046-837	203	88	BH5

* = Average calculated with less than 21 games, R = Right, C = Challenge, S = Sport

Name	National ID	Avg	Games	Leagues
Orlikowski, Bill T	1047-1731	227	72	SH1
Ortiz, Liz	9742-20277	128	30	HEA4
Osborn, Lawrence E, Jr	1088-1156	175	63	NW17
Osborne, John D	1088-8494	186	87	NW9
Osinski, Caleb N	9742-20354	202	24	NWNS2
Osinski, Nick J	1088-3896	204	69	BH4
Osmer, Allan H	1088-2525	196	66	RA2
Osterhart, Kevin D	1088-12765	157	57	EA2
Osterhart, Kyle D	1088-12766	160	48	EA2
Ott, Jonathan W	1110-969	197	75	HEA2
	1110-969	195	66	HEA1
Pagel, Mechel C	9742-19714	145	75	NW5
Pahr, Nick A	16-95661	235	87	SH1
	16-95661	226	69	BH8
	16-95661	222	24	SH6
Pallett, Stacey M	3686-5308	147	81	PC1
	3686-5308	143 *	9	BH2
Pangburn, Kirk A	1092-632	163	78	HEA1
Panozzo, Mark D	1088-5245	183	87	NW9
Pant, Victoria M	9742-20112	132	72	NW5
Parker, Charles F	1088-2938	180	42	NW20
Parker, Darcy	18-30543	108	72	SY1
Parker, Lloyd C, Jr	1088-11905	197	45	NW20
Parmer, Robert M	1088-17421	196	72	HEA2
	1088-17421	193	72	HEA1
Parsons, Gordon L	1046-1484	175	84	RA3
Passage, Nicholas W	9742-20266	166	84	SH1
Patricio, Bernice M	9742-20122	94	29	BH3
Patterson, Keith M	6010-133	181	67	RA2
Paul, Steve C	1088-1879	179	63	PC3
Pawlak, Chad R	1088-6996	166	72	EA4
Pawli, Marjorie	9742-20201	118	54	NW15
Payne, Kirk A	1092-435	167	84	HEA2
	1092-435	162	84	HEA1
Pearson, Cynthia M	3686-8309	119	74	EA6
Pearson, Debbie	9742-20145	145	87	NW5
Peck, Charles L, Jr	1088-12005	140	63	NW15
Peck, Charles L, Sr	1088-13258	162	84	NW15
	1088-13258	157	60	BH7
Pederson, Timothy A	1046-340	204	78	NW7
Peer, Michele L	9742-20294	102	63	EA6
Peklar, Mike G	9742-18944	153	48	EA4
Pennell, Joey V	1088-9467	186 *	9	NW15
	1088-9467	177	63	NW18
Peppin, Dave L	1046-1109	183	48	BH8
Peppler, Ashley J	9742-20281	118	48	NW21
Perez, John M	1088-6464	212	51	NW7
Perkins, Robert A	9742-18783	112	39	NW12
Personett, Steven B, Jr	1088-9052	208	81	BH7
Personett, Steven B, Sr	1088-10726	158	72	BH7
Peterman, Brian A	1088-250	152	66	NW16
Peterman, Jacob J, Jr	9742-20290	162	63	NW16
Peters, Spencer	9742-19010	181	81	HEA1

* = Average calculated with less than 21 games, R = Right, C = Challenge, S = Sport

Name	National ID	Avg	Games	Leagues
Peters, Taylor	6010-2822	156	42	HEA1
Peterson, Carlos	9742-20042	152 *	18	NW7
Peterson, Lisa N	9742-19876	121	36	NW10
Peterson, Richard J	1088-10197	183	84	NW15
Peterson, Ryan D	9742-20206	145	78	NW17
Peterson, Stacey L	3686-6888	133	68	NW3
Peterson, Wayne E, III	9742-19802	191	68	NW9
	9742-19802	189	27	NW7
	9742-19802	182	33	BH7
Peterson, Wayne E, Sr	10-402447	195	63	NW7
	10-402447	193	60	NW9
	10-402447	180	42	BH7
Petroski, Jeff J	1088-2799	220	66	BH4
Phillips, Aaron L	1046-1046	225 *	3	EA5
	1046-1046	215	30	BH8
Phillips, Shawn M	3686-476	138	60	NW8
Phillips, Thomas W, Jr	1088-4160	138	72	NW17
	1088-4160	136 *	18	BH4
Phillips, Tressia R	9742-20282	79	30	NW21
Pickard, David J, Sr	1088-8836	111 *	15	NW20
Pickard, Joe C	6010-298	192	87	NW9
Pickard, Scott D	1088-18530	184	72	BH7
	1088-18530	178	75	SH6
Picklesimer, Randy J	1088-11587	170	51	NW16
Pierce, Kimberly J	3686-8395	130	33	BH3
Pierce, Mark A	1088-6247	213	39	BH3
	1088-6247	212	78	NW7
Pierce, Noah C	6010-1161	211	72	NW7
Pierce, Rachel A	6010-2397	184	39	BH3
Pineda, Alex L	1088-18329	118	33	HEA3
Pineda, Joyce L	3686-12065	126	84	NW10
	3686-12065	118	42	HEA3
Piouff, Rick E	9742-20169	146	72	BH4
Place, Derek W	6010-3007	190	60	RA2
Place, Todd J	1088-8830	216	60	BH7
Place, Wayne C	1088-10011	184	75	RA2
Planck, Jayceon A	22-28643	53	33	SY1
Pleimling, Derick A	9742-19988	143	30	BH6
Pleimling, Trent	9742-20241	129	45	NW20
Plichta, Bobbie J	3686-881	134	39	BH2
Plichta, Dustin S	1088-12406	215	39	BH2
	1088-12406	214	69	BH4
Plichta, Mackenzie J	6010-2425	205	27	NW19
	6010-2425	196	42	SH1
Plichta, Nicole	3686-9539	118	36	BH2
Plough, Scott B	1088-10505	199	33	NW7
	1088-10505	178 *	3	EA2
Plough, Will L	9742-20093	164	27	EA2
Plummer, Leonard S	1088-9615	158	63	EA4
Podein, Paula M	9742-20024	108	60	PC1
Poe, Steve	1088-11575	124	24	BH6
Poel, Susan K	9742-20081	123 *	12	PC1
Poley, James A, Jr	1047-14901	203	63	RA2

* = Average calculated with less than 21 games, R = Right, C = Challenge, S = Sport

Name	National ID	Avg	Games	Leagues
Pollack, Brandon	17-28895	108C	54	NY2
Pollack, Karl N	1088-18440	157	66	BH7
Pollack, Zachary	22-29889	65	24	NY1
Pomeroy, Arnold M	1088-6990	188	81	NW7
Pomeroy, Emerson H	18-14359	85	45	NY3
Pomeroy, Shannon W	1088-2020	216	72	NW7
Pomeroy, Sydney	18-15303	106C	27	NY2
Ponce, Jason M	1046-1045	173	63	NW17
Poppe, David J	1088-12058	143	90	NW2
Porter, David A	1088-2336	193	27	BH6
	1088-2336	190	66	BH4
Porter, Ryan A	1088-18416	199	75	NW7
Porter, Sheila	3686-943	161	65	EA6
Posthumus, Mike L	1054-2744	156	75	BH7
Posthumus, Nick J	1088-10700	219	90	NW18
	1088-10700	200	78	BH7
Posthumus, Ronald	11-681781	129C	57	NY2
Potter, Bruce L	1088-1063	208	84	NW7
Powell, Daniel S	1088-1489	187	63	EA4
Powell, Denise I	3686-11782	173	66	NW10
Powell, Kurtis C	9742-20323	159	33	EA4
Powers, Randy R	9742-20158	210	81	NW7
Pranger, Jamie K	3686-9272	171	24	SH1
	3686-9272	164	75	BH8
Prause, Jacob C	9742-19852	156	60	NW12
Prause, Jonathon O	1088-17689	181	87	NW12
Pressler, Andrew J	10-949967	187	69	NW7
Pressler, Gregory S	1088-896	180	81	NW7
Pretty, Russell J	8177-2417	184	84	HEA1
Price, Carl J	8889-35678	174	78	EA4
Price, Clinton E	1110-119	187	42	HEA3
	1110-119	182	42	HEA4
Price, Mia R	9742-19844	119	78	NW3
Price, Troy A	11-7273	151	27	EA4
Proctor, Ricky A, Jr	1088-12052	159 *	6	NW7
	1088-12052	155	27	BH3
Prokopec, Bennett	11-736541	153R C	27	NY2
Prokopec, Ethan	11-736544	137R C	27	NY2
Prokopec, John J	390-13857	224	54	BH8
Prokopec, Lauren	11-736546	140R C	27	NY2
Provatas, Nick A	1088-7724	198	87	NW11
	1088-7724	194	87	NW9
Prow, Eric M	1088-16778	140	69	EA4
Puehler, Brian S, Sr	1088-8226	190	81	NW7
Puehler, Rodney	1088-9390	121	81	NW7
Purple, Joshua R	9742-20315	115 *	9	SW1
Quick, Crystal D	9742-20228	113	53	HEA5
Quillen, Mackeneie D	9742-20172	110	84	HEA2
Quinion, Robert L, Jr	9742-20219	113	36	NW13
	9742-20219	114	27	NWNS2
Quinton, Donita M	3686-2163	100	39	NW13

* = Average calculated with less than 21 games, R = Right, C = Challenge, S = Sport

Name	National ID	Avg	Games	Leagues
	3686-2163	103	30	NWNS2
Quinton, Steven J	1088-2723	116	42	NW13
	1088-2723	110	21	NWNS2
Radde, Dylan S	9742-20321	117	24	NW19
Rake, Anna M	3686-533	147	45	NW21
Rake, Dean R, Jr	9742-20287	155	45	NW21
Rake, Kaylee A	9742-19052	107	33	NW21
Rake, Kevin M	9742-19050	121	39	NW21
Rake, Nicholas S	9742-20038	170	81	NW12
Ramirez, Juan C	9742-18990	159	21	EA5
Rance, Lena C	9742-20329	104	41	PC1
Rance, Michael S	1046-292	190	90	NW6
Randall, Scott A	1088-1660	198	87	NW17
Rankin, Austin H	1088-283	173	75	NW9
Rasmussen, Dick J	1092-434	134	60	HEA2
	1092-434	133	51	HEA1
Rautanen, John T	1088-18606	139	72	SH6
Rawlings, Benjamin J	1088-18401	146	88	BH5
Ray, Thomas A	1092-711	159	21	HEA2
Reagan, Corey T	1088-17009	148	58	NW2
Rebar, Barbara B	1088-18387	132 *	18	NWNS4
Rebedew, Carmen R	9742-19492	142	69	NW19
	9742-19492	140	42	NW13
Rebedew, Jason R	1088-9791	191	90	NW19
	1088-9791	186	45	NW13
Reddeman, Charles R	1039-9900	158	72	PC3
Redding, Alyssa E	9742-19020	130	63	HEA5
Rederstorf, William E, Jr	1088-18332	184	75	NW9
Regan, Auna M	9124-1869	131	90	NW19
Regan, Michael D	1088-12086	161	84	NW19
Reilly, Eric M	1046-57	193	72	BH4
Reismiller, Kathy	3686-8795	104	90	NW2
Rendulic, Keri M	9742-18942	118	42	BH2
Rendulic, Ryan S	1088-18189	165	42	BH2
	1088-18189	165	90	NW9
Reuterdaahl, Keith M	6010-3120	191	84	BH8
Reyes, Mike W	9742-19752	166 *	18	NWNS3
Ribbink, Andrew R	1046-486	222	78	BH4
	1046-486	215	39	NW7
	1046-486	212	81	EA5
Ribbink, Drew H	8568-426851	202 *	15	BH4
	8568-426851	201	60	NW7
Richards, Susan K	3686-5492	146	59	NW3
Richardson, Anthony D	1088-12737	216	66	NW7
Riddell, Matt P	9742-20131	149	90	HEA1
Riddell, Mitch R	9742-19817	147	90	HEA1
Ries, Frances	3686-538	130	87	NW14
Rinard, Jennifer R	3686-5756	166	87	NW2
Rinard, Rob D	1088-6944	184	84	NW2
Rink, William M	1046-271	201	81	NW17
Rios, Carlos M	9742-19372	177	72	NW9
Ritz, Julius F	1088-4724	194	84	EA5
Robbins, Michael, Jr	1076-1732	217	81	NW9

* = Average calculated with less than 21 games, R = Right, C = Challenge, S = Sport

Name	National ID	Avg	Games	Leagues
Robinson, Katie E	9742-19455	121	72	NW14
	9742-19455	120	45	NW20
Robinson, Rodney A	1088-9065	177 *	9	EA2
Rockwell, Zachary S	1088-17622	168	65	BH4
Rodriguez, Debra	3686-242	147	53	NW1
Rodriguez, Edwardo	18-81211	173	84	NW9
	18-81211	167	21	NW6
Rodriguez, Leanne M	9742-19428	120	60	PC1
Rodriguez, Monico	1088-266	187	87	NW1
Rodriguez, Richard A	1054-1205	154 *	15	HEA1
Rogers, Steven C	9742-19969	141	48	NW21
Rohn, Patricia L	3686-12160	114	69	NW5
Rohn, Thomas F	9742-20144	92	66	NW5
Rollenhagen, Kevin D	1088-18055	194	60	NW9
	1088-18055	178	42	BH2
Rollenhagen, Meri J	3686-4542	151	66	PC1
	3686-4542	145	30	BH2
Rollins, Eric R	1088-13102	159	52	EA4
Rop, Ronald J	1088-2653	182	84	NW9
Rosales, Kain L	9742-20057	107	63	BH4
Rosalez, Shawn	22-30037	148C	60	NY2
Rose, Todd M	1088-777	211	36	NW13
Rosenthal, Ross A	1046-1103	177	75	BH8
Ross, Dale J	1088-4474	159	42	NW15
Ross, Thomas E	1088-1350	196	72	EA4
Rudnick, Garret J	11-474040	172	75	EA5
Ruegsegger, Curtis O	1088-8453	156	78	NW17
Ruffilo, Andrew S	1088-11557	218	72	BH8
	1088-11557	205 *	18	BH7
	1088-11557	204	83	PC3
Ruggero, Teri L	9742-20238	89	75	HEA5
Ruggles, Klayton C	9742-20317	142 *	18	HEA1
Ruh, Mike M, II	9742-20332	163	90	NW18
	9742-20332	156	30	BH7
Rupar, Gary V	1046-185	115	72	PC3
Rusin, Amanda K	9742-18804	93 *	18	NW20
Russell, Dan R	1088-18194	96	51	HEA2
Ryefield, Randy L	1088-3726	143	33	SH4
	1088-3726	139	30	SH5
Rynolds, Tyler D	9742-19975	149	78	BH4
Salmon, Kylie L	3686-11835	143	45	NW14
Samuel, Aaron	1088-2006	202	72	NW9
	1088-2006	198	61	BH7
Sanchez, Jessica L	3686-11750	117	69	NW5
Sander, Gerald J	1088-1907	131	75	EA4
Sanderson, Kyle D	22-72348	151	69	NW16
Sanderson, Scott A	22-72347	173	28	NW16
Sandilands, Ricky D	9742-20245	80	33	NW20
Sandilands, Steven J	1088-17245	121	33	NW20
Sanford, Rex E	1088-373	170	87	NW11
Sanford, Wyatt A	9742-20162	135	63	NW8
Santos, Lee F	1088-2596	192	54	BH7
Santos, Phillip T	10-402356	203	57	BH7

* = Average calculated with less than 21 games, R = Right, C = Challenge, S = Sport

Name	National ID	Avg	Games	Leagues
Santose, David W	9742-20319	163 *	9	NW9
Santose, Doug	1088-13744	176	90	NW9
Santose, Jennifer T	3686-6040	140	57	NW3
Santose, John E	1088-9917	179 *	9	NW9
Santose, Marc T	9742-19305	172	69	NW9
Santose, Richard T	1088-2465	170	90	NW9
Sargent, Adrian D	6010-351	180	80	NW7
	6010-351	160	75	EA4
Sass, Garrett L	22-28668	75	66	SY1
Sass, Isaac	22-28664	74	66	SY1
Sauser, Rick P	1092-35	137	24	HEA2
Sawdy, Justin V	9742-20171	109	90	HEA2
Sawdy, Lee R	9742-20072	124	90	HEA2
Sawyer, Matthew J	9742-20084	171	66	PC3
Saxe, John R	1088-1301	155	69	EA5
Saya, Stephen S	1110-1021	197	24	HEA2
Schaub, Austin M	9742-19880	169	90	SH1
Schaub, Brian K	1088-10273	193	31	BH6
	1088-10273	191	76	BH5
Schlacht, Carleen L	3709-147	179	84	NW10
Schmalz, Andrew	1046-817	200	78	BH4
Schmeling, Gregory C	1088-213	188	30	EA5
	1088-213	186	24	EA2
Schmidt, Justin J	6010-675	224	81	BH4
Schnebolt, Lainey R	18-30558	104	69	SY1
Schneider, Harold F	9742-19970	127	48	NW21
Schneider, Jacki K	9742-19959	138	28	NW21
Schrumpf, William T	1088-7835	119	32	EA4
Schuitema, Denise M	3685-1151	165	69	NW14
Schuitema, Jeannie E	3686-999	108	21	NW14
Schuitema, Steven S	10-394315	203	54	BH4
Schuler, Robert L	9742-20073	173 *	18	HEA1
	9742-20073	157	81	HEA2
Schultz, Bethany R	9742-20232	113	78	HEA5
Schultz, Brooke A	9742-19432	116	72	PC1
Schultz, Kkody	9742-20325	152	39	EA2
Schumann, Adam J	1065-450	208	80	RA3
Scott, Curtis R	1088-6414	193	84	BH4
Scott, Jacob C	1088-13593	183 *	3	BH4
Scott, John J	1088-9066	191	63	NW4
	1088-9066	185	70	NW1
Scott, Montana I	9742-20231	114	36	HEA5
Seaney, Cindy M	22-5691	95	81	NW15
Seaney, Paul W, JR	22-5686	153	81	NW15
Seebald, Vicky J	9742-20185	106	78	NW10
Sells, Deborah L	3686-142	159	88	BH5
Sells, Jordan D	9742-20205	144	90	NW17
Sells, Paul R	1088-652	200	69	BH1
Sells, Rinda G	3686-473	164	78	NW14
	3686-473	158	87	NW4
	3686-473	156	87	NW1
Seng, Marci R	3686-12376	115 *	15	PC1
	3686-12376	115	36	BH6

* = Average calculated with less than 21 games, R = Right, C = Challenge, S = Sport

Name	National ID	Avg	Games	Leagues
Shaffer, Maurice E, Jr	1088-1807	150 *	15	NW11
	1088-1807	148	72	NW9
	1088-1807	147	69	NW17
Shanklin, Sam B	11-708872	189	84	SW1
Sharlow, Gregory G	1088-1094	218	80	BH5
	1088-1094	204	45	BH7
	1088-1094	194 *	6	NW7
Sharlow, Vance R	1088-5544	186	36	BH5
Sharp, Chris J	17-36647	184	87	SH1
Sharp, Shannon H	3225-4126	181	32	SH1
Shawboose, Shaun A	11-629088	198	72	NW16
Shear, Liam F	22-28662	94	66	SY1
Shepherd, Jacob M	9742-20168	138	39	NW9
Sheppard, Mary E	3689-830	141	54	HEA5
Sherburn, Chris F	6010-1692	186	84	EA2
Sherburn, Jacob A	6010-1693	143 *	3	EA2
Sheren, Allen W	1088-1422	183	84	NW7
	1088-1422	181	87	NW4
	1088-1422	176	87	NW1
Sherman, Donald O	1088-18528	155	87	NW1
Sherman, Scott D	1092-543	176	84	HEA2
Sherwood, Gregory M	1088-2161	214	69	NW7
	1088-2161	212	33	BH3
Shriver, Bill J	1088-18378	137	63	HEA2
Sibley, Adriane E	11-27006	166	75	NW10
	11-27006	163	87	NW18
Sibley, Alan L, Jr	1088-4435	220	60	BH5
	1088-4435	219	75	NW7
	1088-4435	219	84	NW9
Sibley, Amanda L	3686-4273	157	72	NW14
Sibley, Caleb A	9742-19845	177	78	NW7
	9742-19845	174	81	NW9
Sibley, Dakota G	9742-19105	162	45	NW7
Sibley, David A	1088-12807	136	75	NW7
Sibley, David J	11-97024	181	90	NW18
	11-97024	180	81	NW7
Sibley, Joseph K	11-97028	169	81	NW7
Sibley, Karie L	3686-7036	132	70	HEA5
Sibley, Kendall M, Sr	1065-310	157	69	HEA2
	3686-9197	149	68	BH5
Sibley, Shannon M	3686-9197	144	78	NW14
	1088-4434	203	66	NW9
Sibley, Troy A	1088-4434	197	42	NW7
	1088-3114	202	84	NW11
Sidock, Peter A	1088-3114	202	84	NW11
Siedenstrang, Ronald L	1046-981	186	87	NW17
Siel, Justin L	1088-10446	143	33	BH7
Siemen, Alicia A	3686-11954	128 *	18	NW15
Sietsema, Brandin M	1088-13871	194	75	RA4
Sietsema, Jamy D	1088-3910	189	75	RA4
Sikkenga, Rita L	3686-6700	133	45	NW21
Sikkenga, Robert B	1088-9981	146	57	BH4
	1088-9981	143	39	NW21
Sikkenga, Scott R	9742-19976	138	72	BH4

* = Average calculated with less than 21 games, R = Right, C = Challenge, S = Sport

Name	National ID	Avg	Games	Leagues
Silvers, Chad J	1046-229	200	75	BH8
Simmons, Lisa M	3686-682	153	81	NW3
Simon, Keoni R	1088-12025	189	69	BH1
	1088-12025	177	45	BH7
Simonis, Paul G	1088-12536	196	30	BH3
	1088-12536	191	54	NW7
Simpson, Brittany J	9742-19747	130	78	NW14
Sims, Shuntay D	9742-20009	182	72	NW16
	9742-20009	179	24	NW19
Skocelas, John M	1088-3929	196	78	EA2
Skoglund, Raymond D	1088-2026	193	63	EA5
Slater, Christopher R	1088-10059	200	57	NW7
Slater, Trenton C	15-144537	177 *	12	NW7
Slimmen, Steven W, Sr	1110-135	189	61	SW1
	1110-135	171	42	HEA3
Slusser, Christian B	9742-19373	163	78	BH1
Sluyter, Logan	22-30045	101C	60	NY2
Small, Kyle R	9742-19234	175	87	NW19
Smith, Alicia M	3686-12095	115	82	HEA5
Smith, Clark W	1088-9830	143	45	NW21
Smith, Dave	1088-1478	156	51	EA4
Smith, Deborah A	3735-261	173	84	NW14
Smith, Deontae	1088-18334	171	87	NW9
Smith, Diana	3686-1339	150	69	NW14
Smith, Emmerick	21-69980	86	48	SY1
Smith, Harley J	1088-661	185	78	NW11
Smith, James C, Jr	1088-10928	131	90	NW17
Smith, Jerrod L	1088-8894	204	57	BH1
	1088-8894	204	75	BH7
Smith, Jesse	22-29979	125	54	NY3
Smith, Kenny R, II	9742-19481	181	63	NW16
Smith, Laura L	3686-11134	108	69	NW3
Smith, Lonnie L	1088-6425	154	81	NW7
Smith, Michael C, Jr	1046-115	192	75	NW17
Smith, Nicholas L	1088-18374	160	60	HEA1
Smith, Nick A	5482-592	215	78	PC4
Smith, Rachel L	3735-1120	127	24	NW14
Smith, Ryan M	10-1068070	162	87	HEA1
Smith, Scott A	1088-5502	208	57	BH7
Smith, Sebastian J	11-239062	139	78	BH7
Smith, Tammy M	3686-6707	123	48	NW21
Smith, Timothy R	10-402462	212	90	NW2
Smith/ Kolbers, Jackie R	3686-7827	141	84	NW2
Snyder, Debra A	3652-6051	155	78	SW2
Soberalski, Nicole L	3735-1031	175	39	NW14
Sobish, Janet	3686-8716	115	84	PC1
Soper, Russell R	1110-290	180	51	HEA2
Sorensen, Andrew P, Sr	9742-20235	110	51	BH5
Sorrell, Len P	1850-378	179	63	NW16
South, Lola E	3686-11937	136	67	NW14
Sparks, Tyler L	9742-19459	157	78	PC3
Sparrow, Corbn D	9742-20223	132 *	18	BH8
Spinner, Richard A	9742-20099	147	90	SW1

* = Average calculated with less than 21 games, R = Right, C = Challenge, S = Sport

Name	National ID	Avg	Games	Leagues
Spolstra, Frank	1571-26832	175	33	NW9
Spoon, Darrin F	1088-4545	214	30	NW6
Stafford, Barry L	1088-1794	224 *	3	NW7
	1088-1794	197	81	NW9
	1088-1794	193	84	BH7
Stafford, Cameron J	9742-19819	180	75	BH7
Stanfield, Erin K	3686-8251	118	45	NW21
Stanfield, Michelle M	3686-3726	149	45	NW21
Stanfield, Ryan J	1088-6942	157	45	NW21
Stark, Kevin J	1110-1103	181	90	SW1
Start, Brennan M	3686-12023	125	36	BH6
Start, Tyler J	1088-18346	151	36	BH6
Staudinger, Friedrich	9742-20198	107	39	NW8
Stebelton, Deanne R	3686-11644	152	78	SH1
Steenhagen, Henry W	9742-19349	158	81	NW7
Steenhagen, Kim	9742-19952	119	82	NW14
Steffens, Todd M	9742-20302	130	48	NW7
Stein, Stephanie A	3686-11580	126	48	PC1
Steiner, Amy R	15-158983	123	33	BH6
Steiner, Joseph A, Jr	1088-3659	185	45	BH4
	1088-3659	180	36	BH6
Stenberg, Cassie L	3686-11165	151	84	NW14
Stenberg, David R	1088-11384	206	66	NW7
	1088-11384	201	84	NW9
Stenberg, David S	1088-2883	182	81	NW12
Stephenson, Marc A	1088-105	186	87	NW12
Stevens, John E	1047-11336	203 *	18	NW17
Stewart, Fred W, Jr	1088-2422	220	81	NW7
	1088-2422	219	33	BH2
	1088-2422	214	33	SH1
	1088-2422	207 *	9	BH4
Stewart, James K	1088-16819	127 *	9	EA2
Stewart, Jamie N	3735-814	160	84	SW2
Stewart, Kolbe N	9742-20159	183	45	NW7
Stewart, Linda	3735-168	166	87	SW2
Stewart, Tom P	1092-148	146	45	HEA2
Stieber, Dakota D	9742-19774	192	54	NW8
Stiller, Bernie R	1088-2593	206	81	SH6
	1088-2593	200	42	BH7
Stillson, Jeff N	1046-22	188	51	BH8
Stone, Candace R	3683-889	184	39	PC2
Stone, Carson	18-14361	141	36	NY3
Stone, Guy A	1046-382	215	90	BH8
Stone, Jeffery	22-33619	87C	21	NY2
Stone, Jennifer L	3686-7430	127	33	NW21
Stone, Nolan	22-29977	37	39	NY3
Stoner, Joesph D	17-28953	160	69	SH1
	17-28953	157	56	NW2
Stoner, John D	1088-6430	177	83	NW2
Storms, Gracie L	21-28943	72	33	SY1
Stott, Jill	3686-1454	121	27	NW20
Stott, Tim L	1046-941	145	45	NW20
Stout, Camaran J	9742-20166	165	87	NW9

* = Average calculated with less than 21 games, R = Right, C = Challenge, S = Sport

Name	National ID	Avg	Games	Leagues
Stout, Derek A	1069-6511	196	71	NW9
Stowers, David A	1088-11957	210	57	BH4
Strait, Brianna M	9742-20181	125	42	HEA3
	9742-20181	124	84	NW10
Strait, Gregory T	9742-20143	163	87	NW4
	9742-20143	166	30	NWNS2
Strang, Dick R, Jr	1088-556	157	78	NW7
Stratil/johnson, Lisa M	9742-19992	101 *	18	NW21
Strayer, John P	1088-12768	152	63	EA2
Streit, Gordie R, Jr	1088-13014	152	87	NW12
Strickler, Bron	1088-10750	143	81	EA2
Strohm, Bruce A	1088-10387	167	72	EA2
Stuhan, Debra J	3686-12094	115	84	HEA5
Stulp, Fred G	1088-10075	92	66	EA4
Subka, Steven H	1020-366	192	87	BH8
Subka, Todd S	1046-23	230	60	BH8
Suchecky, Ray F	1046-203	136	81	PC3
Sulkanen, Judy A	9742-18927	156	63	NW14
Sullivan, Alysha R	9742-20035	115 *	18	HEA5
Sullivan, Cassandra M	9742-19909	111	90	HEA5
Sullivan, Donald J	1088-1830	175	78	SH6
Sullivan, Patrick J	1088-9191	173	84	NW17
Sustaita, Landon A	1088-11323	197	72	NW7
Suttmiller, Brooke A	9742-19778	122	33	BH6
Swain, Leroy J	1088-12149	186	75	EA4
Swain, Samuel D	8778-41745	171	27	NW19
Swaney, Brandon G	1088-13493	194	75	BH1
Swaney, George A, III	1042-277	167	81	BH1
Swanson, Cameron J	1088-3392	184	72	SH6
	1088-3392	176	36	BH6
Swanson, Conar J	9742-20095	140	30	BH6
	9742-20095	135 *	18	SH6
Swanzy, Jason R	9742-20109	159	75	NW7
Swanzy, Noah	9742-19895	174	81	NW7
Swarts, Brandon J	1088-13712	168	45	NW20
Swarts, Jack D, III	1046-461	210	66	NW7
	1046-461	186	84	EA5
	1046-461	215	30	NWNS2
Swiftney, Bryan K	1046-431	185	87	NW17
Szot, Bonnie	3686-537	129	57	NW14
Tabor, John C	1092-664	171	72	HEA1
	1092-664	169	39	HEA4
	1092-664	163	45	HEA2
Tabor, Roxanne D	3689-836	128	45	HEA4
Tamer, Marlyn T	3686-8101	104	66	PC1
Tanis, Megan L	3686-9228	117	63	EA6
Tanner, Cameron L	9742-20193	114	27	SW1
Taylor, William E, Jr	1088-9638	163	81	NW12
	1088-9638	160	30	NW21
Teitloff, Randell	9742-19788	186	33	SH1
Tejchma, Josh J	6010-901	191	69	NW16
Terrell, Kenneth R	1088-4552	184	87	NW9
Terryn, Amanda E	3686-5824	151	45	EA3

* = Average calculated with less than 21 games, R = Right, C = Challenge, S = Sport

Name	National ID	Avg	Games	Leagues
	3686-5824	148	84	NW15
Terryn, Roger F, Jr	1088-2884	200	84	NW15
	1088-2884	197	69	NW9
	1088-2884	185	45	EA3
Tetzloff, Andrew S	6010-902	212	69	BH7
Thiele, Dawn	9742-19995	121	27	HEA5
	9742-19995	120	42	HEA3
	9742-19995	114	42	HEA4
Thiele, Fred	9742-20019	100	21	HEA4
	9742-20019	97	42	HEA3
	9742-20019	97	78	HEA1
Thommen, Jeffery L	1088-17297	168	57	NW7
Thompson, Alayna M	11-557197	129R	24	NY2
		C		
Thompson, Alexis M	11-287248	191	84	BH8
Thompson, Jon M	1088-1540	153	69	RA2
Thompson, Phil M, Jr	1088-3729	203	72	BH8
	1088-3729	190	81	PC3
Thompson, Valerie L	3686-1734	195	60	BH8
Thorp, Jack H	1088-2808	193	84	NW9
	1088-2808	190	72	BH7
Thumser, Nelson C	1088-2319	176	90	NW4
	1088-2319	175	90	NW11
	1088-2319	174	84	NW15
	1088-2319	172	90	NW1
Tibbs, Lloyd D, III	1088-12417	193	72	NW9
Tjupkes, Ashton	22-33601	139C	33	NY2
Tlachac, Mycha L	3683-518	139	39	NW3
Tompkins, Lisa	9742-19994	114	48	NW21
Tompkins, Raymond L	1088-10480	189	32	NW12
Toney, Nicholos G	9742-19893	142	77	NW7
Torrenga, Donald S	1088-10890	166	78	PC4
Torrenga, Matthew S	6010-2870	198	75	PC4
Torres, Jennifer	9742-20240	107 *	3	NW20
Torres, Trevor D	1088-3587	197	81	RA2
	1088-3587	196	21	SH1
	1088-3587	194	78	RA4
Tosh, James R	1046-1859	209	75	BH4
Trevino, Michael L	1088-5312	180	69	SH6
Tribe, Jeremy L	1015-274	174	81	EA4
Trotter, Walter L	1088-2816	194	78	NW9
Tubbs, Hunter	9742-20133	137	69	HEA1
Tucker, Brandon E	1088-11456	151	84	NW2
Tucker, Patricia M	3686-11148	137	87	NW2
Tucker, Paul E	1088-12730	225 *	6	SH1
	1088-12730	190	90	RA4
	1088-12730	171 *	6	PC4
Tucker, Shane L	9742-20090	152	66	BH7
	9742-20090	144	72	SH6
Tucker, Shannon L	1088-5913	163	57	SH6
	1088-5913	157	60	BH7
Tucknott, Steven A	8959-104369	187	54	NW19
	8959-104369	164	33	NW7

* = Average calculated with less than 21 games, R = Right, C = Challenge, S = Sport

Name	National ID	Avg	Games	Leagues
Turner, Kevin M	1088-3604	174	21	NW4
	1088-3604	166	81	NW7
	1088-3604	162	84	NW9
Tuttle, Tim J, Jr	9742-20221	174	72	SH6
	9742-20221	170	72	BH7
Tuttle, Tim J, Sr	1088-2222	236 *	3	NW7
	1088-2222	210 *	15	SH1
	1088-2222	202	54	BH7
	1088-2222	200	63	SH6
	1088-2222	194	21	EA4
Twining, Breanna	15-82859	142R	36	NY2
		C		
Twining, Justin C	1088-9890	201	78	NW6
Twining, Kira	16-148990	171R	36	NY2
		C		
Tyler, Nick J	1088-11361	187	70	NW5
Tyndall, Duane J	1088-18371	144	45	HEA4
Tyndall, Suzanne M	3735-1259	144	44	HEA4
Uganski, Christopher M	1088-1698	201	66	BH4
Uhl, Austin	9742-20309	194	39	SH6
Uhl, Bruce R, Jr	1088-13268	183	27	SH6
Uhrbrock, Brina M	3686-12462	122	69	NW15
Uhrbrock, Darin S	1088-301	131	84	NW15
Uhrbrock, Daryl E	582-98	200	78	NW15
Uhrbrock, Derek E	1088-12088	165	27	NW15
Uhrbrock, Riley N	3686-12035	79 *	6	NW15
Uhrbrock, Stacie	3686-4498	165	45	NW14
		153	51	NW15
Unger, Michael C, Jr	1088-4129	160	71	SH6
VanAmberg, River	22-30055	112	18	NY2
		*C		
Vanas, Barry F	1110-116	126	78	HEA1
VanBergen, James A	1088-10553	176	45	NW13
		172	78	NW7
Vance, Maxwell	9742-20222	175 *	15	BH8
Vandenbosch, Caroline E	9742-19933	74 *	6	NW3
VandenBosch, Jon E	1088-18239	183	84	NW7
		179	39	EA3
VandenBosch, Michael R	1088-18564	152	63	NW12
Vander Hoek, David R	1046-145	166	36	PC2
Vanderlip, Jason J	9742-20288	157	45	NW21
Vanderstelt, David A	1046-593	206	75	EA5
		184 *	3	EA2
Vanderstelt, Marc D	1046-595	198	66	EA5
Vanderstelt, Matt G	1088-11609	208	93	SH1
		206	90	BH8
Vanderstelt, Stephen M, Jr	1088-11660	209	39	BH8
Vanderstelt, Trent J	1088-17498	148	60	EA5
Vandervest, Cass W	1074-193	183	72	HEA2
Vanderwal, Thomas L, II	9742-19354	196	90	SH1
Vanderwall, Howard J	1046-273	172	84	NW11
Vanderwood, Roger	9742-19348	151	72	NW7
VanderZanden, Damon D	1092-31	203	54	NW9
VanderZanden, Kyrsten C	22-71416	86	27	

* = Average calculated with less than 21 games, R = Right, C = Challenge, S = Sport

Name	National ID	Avg	Games	Leagues
VanDeweg, Jeff P	9742-20239	164	36	NW7
VanDomelen, Richard L	1092-408	149	78	HEA1
Vandonkelaar, Lori L	3686-2428	127	70	NW5
VanDreumel, Nicholas M	1047-18350	186	72	BH8
	1047-18350	180	33	NW20
	1047-18350	170S	24	NWNS1
VanDreumel, Robert J	18-11583	183	37	BH8
VanEtten, William A	1088-13190	172	81	NW6
Vanmeter, Sarah J	3686-9962	97 *	20	NW20
VanOpynen, Joshua J	1088-17512	188	71	BH1
VanOver, Raif D	20-11904	186	90	SH1
VanSickle, Lon K	1110-78	151	75	HEA2
VanVaerenbergh, Neidi J	9742-20360	92	30	NWNS2
Varboncouer, Dan	1088-531	165	84	EA4
	1088-531	161	48	NW7
	1088-531	161	72	EA5
Varney, Andy S	9742-19313	176	65	EA2
Vaughan-Stafford, Carrie S	3686-9429	146	78	NW10
	3686-9429	144	76	BH5
Vaughn, Beverly S	6010-313	158	90	NW2
Veihl, Aaron D	9742-20267	143	33	SH6
Veine, Dennis A	1092-152	161	90	HEA1
	1092-152	158	90	HEA2
Veine, Lorrie S	9742-19814	117	66	HEA5
	9742-19814	113	27	HEA3
Veine, Travis N	9742-20180	136	27	HEA3
	9742-20180	135	38	HEA2
VerDuin, Joe J	1088-17855	182	75	BH8
VerDuin, Kenny	1088-18433	158	87	BH8
VerPlank, Sherman R	1088-11742	200	75	NW7
	1088-11742	193 *	18	BH7
	1088-11742	192	67	NW9
Versalle, Thomas K	1088-1680	189	75	SH6
Villarreal, Freddy F	9742-20269	83	30	HEA3
Villarreal, Michele M	3686-11377	122	78	NW5
Vines, Curtis A	1088-5335	156	72	EA4
Vines, Harold L	1047-850	146	75	EA4
Vinton, Dennis	1088-61	146	75	NW7
Visconti, Anthony L	1088-9626	124	24	BH4
Voetberg, Sammie L	9742-20138	123	72	NW2
Vredeveld, James A	1088-3094	157	78	PC4
Vredeveld, Theresa L	9742-19738	121	51	PC1
Vukits, James S	1088-1722	192	84	NW9
Vukits, Jeffery T	1088-12749	166	72	NW9
Wabindato, Angela M	3686-6796	120	81	NW15
Wabindato, Barbara	3686-454	141	81	NW14
Wabindato, Jacob L	10-312592	121	21	SH6
Wabsis, Diane M	3689-585	146	90	HEA5
Wackernagel, Cassandra M	3686-11727	102	36	HEA3
Wadland, Logan T	6010-2433	212	66	NW7
Wadland, Neil B	1088-4359	191	60	NW7
Wagenmaker, Morey L, Jr	1046-380	188	30	NW17
Wagner, Thomas G	9742-20316	111	39	HEA2

* = Average calculated with less than 21 games, R = Right, C = Challenge, S = Sport

Name	National ID	Avg	Games	Leagues
Wagner, Wayne C	1110-184	175	42	HEA2
Wakefield, Daniel	22-28632	91	63	SY1
Wakefield, Wade B	1088-5217	206	66	NW7
Waldo, Landon	22-28646	75	63	SY1
Walker, Barbara G	3686-3247	136	81	NW2
Walker, Kevin R	9742-19399	131	45	HEA3
Walker, Timothy J	1047-8509	165	81	NW2
Walker, Todd A	9742-20207	147	84	NW17
Walker, Trisha L	9742-19398	152	45	HEA3
Wall, Raymond A	1046-534	203	84	NW7
Walsama, Ken J	9742-19284	169	86	SH3
Walsh, Arie M	6010-619	221	57	NW19
	6010-619	230	27	NWNS3
Warmuskerken, Jeanne L	3689-157	125	30	HEA3
Warmuskerken, Steven G	1092-32	136	36	HEA3
Warner, John K	1088-2038	178	69	EA2
Warner, Trudy L	3686-7192	112	30	NW13
Warren, Merton M, III	1088-4304	180	60	EA4
Warren, Russell T	1088-1527	202	87	NW9
Watson, Marie E	3890-330	138	84	HEA5
Watts, Mekhi	22-29973	66	60	NY3
Wayman, Donna M	3735-503	117	72	SW2
Weaver, Cameron M	6010-3110	180	69	EA2
Weaver, Chance	9742-19848	174	72	BH8
Weaver, Larry L, Jr	1088-1176	214	66	SH1
	1088-1176	209 *	6	NW7
Weaver, Michael S	1088-10796	208	81	EA2
Webb, Timothy A	9742-20312	84 *	15	NW20
Webb, William J	8778-34486	159	27	PC3
Weber, Zack V	7368-4772	193	51	NW7
Webster, Maddison	21-28907	101	23	SY1
Weerstra, Nancy J	3686-593	161	87	NW14
Weesies, Joshua R	9742-20085	156	93	NW12
Weirich, Crystal	3689-683	129 *	18	HEA4
Weirich, Paul T	1092-466	158 *	18	HEA4
Weirich, Stephanie A	9742-20014	81	30	HEA4
Weirich, Thomas R	1092-373	162	30	HEA4
Welch, Jeffery T	1088-9743	199	72	NW7
Werner, Ronald C	10-402448	215	78	NW7
Westphal, Ray A	1088-3650	158	45	NW21
Wever, Mason S	6010-2953	168	71	NW7
Wheeler, Dudley W	9742-19416	134	42	BH2
Wheeler, Krystal P	9742-20001	116	42	BH2
White, Edward A, Sr	1088-5446	176	78	NW9
White, Joseph A	6010-357	193	84	NW7
White, Nick	1092-570	139 *	6	NW7
Whiteford, Scott A	1088-11416	126	48	SH6
Whitener, Douglas N, Jr	1088-2871	194	72	NW7
	1088-2871	188	87	NW9
Whitener, Kenneth L	1088-2872	203	78	NW7
	1088-2872	201	87	NW9
Whitlow, Jacob C	1088-13479	201	81	NW7
Wiegand, Phillip J	11-308606	199	87	SH1


* = Average calculated with less than 21 games, R = Right, C = Challenge, S = Sport

Name	National ID	Avg	Games	Leagues
Wierengo, Jarod D	16-134748	182	55	NW7
Wierengo, Justin J	9742-20160	145 *	12	NW7
Wiggins, Amanda L	3686-11326	188	78	NW14
Wiggins, Cody A	1088-10717	174	72	NW7
Wiggins, Jared J	1088-8638	205	63	SH6
	1088-8638	205	69	NW7
Wiggins, Richard J, Jr	10-402451	215	87	NW17
	10-402451	206	84	NW7
Wilbur, Sean G	1076-1231	174	66	HEA1
Wilburn, David E	1088-2209	190	57	RA2
Wilburn, Timothy M	1088-2515	189	66	EA5
Wildfong, Trina L	3686-2545	143	87	NW3
Wilkinson, Dale R	1088-11776	183	66	BH7
Willacker, Hilary J	9742-19762	98	48	NW20
	9742-19762	97 *	12	NW10
Willacker, Kristi L	9742-19913	153	81	NW10
	9742-19913	151	45	NW20
Willacker, Michael E, Jr	1088-12202	170	45	NW20
Willacker, Steven T	1088-9950	186	83	EA5
	1088-9950	187S	28	NWNS1
Willi, Robert T	1088-7995	174	57	EA4
Williams, Allison	9742-19808	98	33	HEA3
Williams, Michael	21-28911	104	66	SY1
Williams, Richard E, Jr	1088-8006	181	84	NW9
	1088-8006	177	62	NW19
	1088-8006	170	39	NW13
Williams, Ricky L	1088-5642	168	75	NW9
Willick, Charles K	1088-8686	148	57	NW7
Willick, Dakota M	9742-19484	170	33	NW7
Wilson, Katherine	3686-579	158	87	NW14
	3686-579	154	81	NW15
Wilson, Lamar	22-29894	79	25	NY1
Wilson, Merle F	1088-13648	175	84	NW9
Wilson, Richard J	10-1198819	145	57	BH7
Wilson, Richard P	9742-20365	140	30	NWNS2
Wilson, Theodore P	9742-19881	144	42	NW13
	9742-19881	150	30	NWNS3
Wilson, Tina M	9742-20369	127	30	NWNS2
Wiltenburg, Lori J	3686-2277	145	72	BH5
Winkas, Devin	18-15299	113C	36	NY2
Winkas, Dylan	18-15295	117C	31	NY2
Wiseman, Brandon L	1088-18608	169	78	NW5
	1088-18608	156S	40	NWNS1
Wiseman, Madilyn P	9742-19264	127	45	NW5
Wiseman, Mike A, Jr	1088-11644	188	63	NW17
Witham, Errica I	9742-20250	82 *	18	EA6
Wodka, Dave C	1560-297	229	54	SH1
Wolcott, Charles E	1110-789	156	90	SW1
Wolever, Art G	1018-57	179	42	HEA3
	1018-57	178	90	HEA2
	1018-57	177	90	HEA1
Wolever, Sandy	3689-515	127	42	HEA3
Wolters, Haley E	9742-20247	77 *	15	NW20

* = Average calculated with less than 21 games, R = Right, C = Challenge, S = Sport

Name	National ID	Avg	Games	Leagues
Wolverton, Brian E	1088-7352	193	75	NW16
Wood, Barbara A	3686-12412	103	72	EA6
Wood, Wendy A	3686-3321	155 *	18	EA6
Woodbury, David L	1088-6133	166 *	18	HEA1
Woodland, Jeff A	1088-9754	175	83	EA5
	1088-9754	173	84	EA4
Woods, Jennifer	9742-20242	103	48	NW20
Woods, Jhamel B	1088-18702	193	63	NW16
Workman, Alice M	21-37289	85	53	SY1
Worth, Brent T	6010-2499	183	78	HEA1
	6010-2499	180	90	HEA2
Worth, David A	1092-350	157	81	HEA1
	1092-350	154	33	HEA4
Worth, Derek W	1092-319	188	87	HEA2
	1092-319	185	27	HEA1
Worth, Gary	1092-204	177	72	NW9
	1092-204	167 *	18	HEA3
	1092-204	166	69	HEA2
	1092-204	161	33	HEA4
Worth, Jane D	1092-298	103	72	HEA5
	1092-298	102	33	HEA4
	1092-298	101	30	HEA3
Wright, Jordan M	9742-20298	168	90	NW18
Wright, Wendy S	9742-20253	114	54	SH1
Wyant, Justin A	6010-154	199	45	RA2
	6010-154	201	24	NWNS3
Wydeck, Carie A	9742-20023	94	45	PC1
Yadlosky, James D	1088-2547	183	78	SH6
	1088-2547	170	45	NW13
Yadlosky, Mari A	3686-1230	154	59	SH6
	3686-1230	150	45	NW13
Yadlosky, Nicholas A	6010-73	197	27	NW13
	6010-73	196	51	SH6
Yarranton, Jason R	1088-17356	161	36	EA5
Yarranton, John R	1088-12120	145	45	EA5
Yasenak, Michele M	3683-71	145	24	NW20
	3683-71	144	69	NW8
Yeomans, Chad J	1088-17314	173	66	SH6
Young, James E	1088-9538	202	81	PC4
	1088-9538	200	87	PC3
Young, Jimadean M	9742-19447	138	33	NW21
Young, Leslie R	3686-5394	134	36	BH6
Young, Robert H	1088-2867	177	33	BH6
Ypema, William	1088-2424	163	78	NW9
Yuhasz, Annika	22-30062	120C	27	NY2
Yuhasz, Aston	22-30064	123C	30	NY2
Zajechowski, Eugene W	1034-46223	195	84	NW17
Zant, Andrea N	9742-20271	127	36	PC2
Zimmer, Brian J	8778-37854	187	69	BH7
Zylstra, Tim E	1088-11333	183	78	RA2

* = Average calculated with less than 21 games, R = Right, C = Challenge, S = Sport



Eagles Recreation

Dates

October 28th & 29th 11 AM & 2 PM

621 W Western

November 11th & 12th 11 AM & 2 PM

Muskegon, Mi. 49440 231-726-5117

Lanes will NOT be reoiled between first and second squads

Please call for reservations for a certain time and date 231-510-2643

2023

WEST MICHIGAN USBC 9th ANNUAL SINGLES/ DOUBLES TOURNAMENT

Singles Division 1	Singles Division 2	Singles Division 3	Singles Division 4	Singles Scratch
145 Average & Lower	146 to 165 Average	166 to 195 Average	Open	Open
Handicap 90% of 240	Handicap 90% of 240	Handicap 90% of 240	Handicap 90% of 240	SCRATCH
Doubles Div. 1	Doubles Div. 2	Doubles Div. 3	Doubles Div. 4	Doubles Scratch
290 Average & Lower	291-330 Average	331-390 Average	391 & Above	Open
Handicap 90% of 240	Handicap 90% of 240	Handicap 90% of 240	Handicap 90% of 240	SCRATCH

Choose your starting division

Enter in average and open divisions. You can enter in one average division and both open divisions Cost of entry is \$30.00 for first division and \$17.00 for each additional division.

Singles/ Doubles Event must be bowled on a different squad. Optional All-Events in Each Division \$10

Lineage \$10.50, Prize Fee \$17.00, and Association Fee \$2.50 Prize money stays in division.

Entries are limited to 40 bowlers per squad

TOURNAMENT IS OPEN TO ALL USBC SANCTIONED BOWLERS

Rules, Regulations and Entry Form

1. **Eligibility:** Entry in this tournament is open to all USBC members.
2. **AVERAGES:** Use the highest 2022-2023 USBC certified yearbook average based on a minimum of 15 games. It shall be the bowler's responsibility to verify the reported average on the entry form. Any changes must be made by the completion of the first game. Failure to use the proper average shall disqualify the score if submitted average is lower than actual average. Prize winnings will be based on submitted average if it is higher than actual average. New bowlers use current average of 15 or games or more. If a bowler's highest current average at the time they bowl in the tournament is 10 pins higher for 15 or more games in certified league play anywhere other than their final 2022-2023 yearbook they shall use the highest average in this tournament. All others will bowl scratch.
3. **Fee's All fees must accompany completed form.**
4. **ENTRANTS:** Anyone who has qualified for a prize of \$300.00 or more in any event; total combined prize winnings of \$500.00 or more in one tournament; total combined prize winnings of \$1000.00 or more in all tournaments within the last 12 months must report their ACTUAL SCORES, PRIZE POSITION and PRIZE AMOUNTS WON on a separate sheet of paper and turn it in with entry form (Rule319d). The tournament manager reserves the right to re-rate any entrant based on (rule 319e) and shall refund entry fees before bowling if the bowler does not accept the re-rated average.
5. **HANDICAP:** Division One thru Four 90% of 240 Division Five - Scratch
6. **MULTIPLE ENTRIES:** Bowlers may enter singles as many as you want and cash once in each division. Doubles may bowl multiple times, but only cash once per partner.
7. **PAYOUT:** A t l e a s t one in six entries in each division will cash. Prize money for each division will remain in that division. All checks must be cashed within 90 days. Any checks not cashed after 90 days will be returned to the tournament fund.
8. **FIRST PLACE TIE:** A first place tie in any division shall split first and second place monies equally.
9. **Bowling balls must be released to the general public to be used in this tournament.**

Visit our website for fillable entries www.muskegonbowling.com

Tournament Entry Form

Squad date and time 1st choice _____ 2nd choice _____ Circle Divisions Below

Bowler's Name _____ Singles Div. 1 Doubles Div. 1 All-Events

Bowler's Address _____ Singles Div. 2 Doubles Div. 2 All-Events

City, Zip Code _____ Singles Div. 3 Doubles Div. 3 All-Events

E-Mail Address _____ Singles Div. 4 Doubles Div. 4 All-Events

USBC I.D. No. _____ Average _____ Scratch Doubles Scratch All-Events

Bowler's Name _____ USBC I.D. No. _____ Average _____

Bowler's Address _____ City, Zip Code _____

Doubles = \$60 _____ Singles = \$30 _____ Singles Second Division = \$17 _____

All-Events = \$10 per person _____ Total Fees Paid on This Entry

If you are bowling both doubles and singles, please use two entries and attach them together with all fees.

Make checks payable to W.M.U.S.B.C.

Mail entries to Association Manager:

James Hartman 2105 West Dewey Road Scottville, Michigan 49454 (231-510-2643)

Credit Cards also welcome but will have an additional 4% charge

Name on Card _____ Card # _____

Exp Date _____ CVV _____


2023

"BUDLIGHT" CHRISTMAS BASH



Annual Team Tournament
Saturday December 2, 2023 @10AM
U.S.B.C. Certified Tournament

Sherman Lanes
1531 W> Sherman Blvd
Muskegon, MI 49441
(231) 755-1258



1st Place \$2000

2ND PLACE \$1000
3RD and 4TH \$500
5TH thru 8TH \$375
9TH thru 12 TH \$250
BASED ON 50 ENTRIES

Brackets and side pots available at check-in.

Handicap is 90% of 240. Maximum average of team is 1100.

(PRIZES BASED ON 50 TEAMS) 1 in 6 will cash

Prize fund \$26/Bowling fee \$10.50/WMUSBC fee \$3.50

Entry fee per person. Early entry \$40.00/\$200.00 per team

Entries limited to first 50 paid teams

The lane assignments will be placed in the order received, starting in the middle of the bowling center and working out.

ENTRIES CLOSE DECEMBER 1 @ 5:00 PM

For more information contact,

James F Hartman: WMUSBC, Association Manager (231)510-2643
2105 West Dewey Road Scottville, Michigan 49454

E-mail: gmsbcba@yahoo.com

Facebook: West Michigan USBC

Website: muskegonbowling.com

FILLABLE FORM ON OUR WEBSITE



Rules

1. **ELIGIBILITY:** Entry in this tournament is open to all USBC members. Non-members must pay for affiliate membership of \$25.00.
2. **AVERAGES:** Use the highest 2022-2023 USBC certified yearbook average based on a minimum of 15 games. If you are 10 pins higher than the yearbook as of 12-01-23, you must use your current average (Rule: 319a-2). It shall be the bowler's responsibility to verify the accuracy of the reported average on the entry form, whether originally submitted by the bowler, team captain or others. Failure to disclose a lower average than actual by the 1st game completion will result in use of originally submitted average.
3. **FEES:** All fees must be paid before the tournament starts.
4. **TEAMS:** Shall consist of any five USBC certified bowlers. Teams may be mixed, all male or all female. Maximum team average shall be 1100.
5. **FORMAT:** After three games, based on entries, the top 12 teams will advance to a two-game baker match play format until a winner is determined. Baker matches will be played all on the same lane by the same team, then switching to opposite lane for the second baker game. Qualifying ties only will be determined by the highest handicap game, all other ties between teams shall result in a 9th and 10th frame roll-off.
6. **HANDICAP:** Handicap will be on a GAME basis 90% of 240. Baker games will use 1/5th of the team total handicap. Example 1200 – Team average of 1000 = 200 X 90% = 180 divided by 5 = 36 Pins per Game Baker
7. **ENTRANTS:** Anyone who has qualified for a prize of \$300 or more in the any event, total combined prize winnings of \$500 or more in one tournament; total combined prize winnings of \$1,000 or more in all tournaments within the last 12 months must report their actual score, position and amounts won on a separate sheet of paper and turn it in with the entry form (Rule 319d). The tournament manager reserves the right to re-rate any entrant based on the rule 319e and shall refund any entry before bowling if the bowler doesn't accept the re- rated average.
8. **PAYOUT:** The top 12 team's maximum will cash out of qualifying teams. Prize money will be returned 100%. All prize money is based on the total entries in this tournament.
9. **USBC RULES APPLY AND ALL RULES SHALL BE DECIDED AND ENFORCED BY THE TOURNAMENT STANDING COMMITTEE. PLEASE FILL THIS ENTRY FORM COMPLETELY.**

10 Bowling balls must be released to the general public to be used in this tournament.

IF PAYING BY CASH ALL MONEY MUST BE ENCLOSED. IF PAYING BY CHECK PAYABLE TO: WMUSBC.

IF PAYING BY CREDIT CARD THEIR WILL BE An ADDITIONAL 4% CHARGE.

PLEASE MAIL ENTRY TO: James Hartman 2105 West Dewey Road Scottville, Michigan 49454

TEAM CAPTAIN'S NAME _____ **Phone** _____

TEAM Name _____ **E-mail address** _____

	USBC NO.	2022-23 Highest Yearbook/Current
1.Name:		
Address:		
City/Zip:		
2.Name:		
Address:		
City/Zip:		
3.Name:		
Address:		
City/Zip:		
4.Name:		
Address:		
City/Zip:		
5.Name:		
Address:		
City/Zip:		
ENTRY# LANE#		


Credit Card Type _____ Card Number _____

Exp. Month _____ Exp. Year _____ CVV Number _____

Signature _____



Tyler Sales



2024 West Michigan USBC Seniors Tournament

Northway Lanes 1751 E Evanston Muskegon, Michigan 49442 231-773-9181

This is a tournament for bowlers 50 and over only

Age Divisions	Squad Dates	Age as of January 14, 2024
Class 1 AA 75 and over	January 14, 2024 11 AM	determines the class in Singles and all-events
Class 2 A 70-74	January 17, 2024 1:00 PM	Doubles class is determined by age of youngest
Class 3 B 65-69	January 18, 2024 1:00 PM	partner. Partners need not be in same age Class
Class 4 C 60-64	Entry Fees are as follows	
Class 5 D 55-59	Lineage \$10.50	Payout 1 in 6
Class 6 E 50-54	Expense Fee \$ 1.50	
	Prize Fee \$8.00	Total \$20.00 Optional All-Events \$5.00

Name _____

Name _____

Age as of 1-14-2024 ____ Birthdate ____/____/____

Age as of 1-14-2024 ____ Birthdate ____/____/____

Address _____

Address _____

City/ Zip _____

City/ Zip _____

Phone # _____ USBC # _____

Phone # _____ USBC # _____

Highest Average 2022-2023 _____

Highest Average 2022-2023 _____

E-mail _____

E-mail _____

Indicate Fees Paid for this entry

Indicate Fees Paid for this entry

Doubles _____ Singles _____ AE: _____

Doubles _____ Singles _____ AE: _____

2024 West Michigan USBC Seniors Tournament Rules

1. All entrants must be 50 years of age or older.
2. Must have proof of an average in a league.
3. You do NOT have to be sanctioned to bowl in this tournament. If you are sanctioned you will be eligible for association awards.
4. Entrants will use their highest average as of 12 games for the current season if you do not have a book average.
5. Entrants may enter as often as you wish but only cash once in singles. Entrants may enter in the doubles as often as you like but with same partner only cash once, different partner may cash multiply times.
6. Handicap is 90% of 240
7. If you bowl both doubles and singles it is 6 games and cost \$20.00 per event total of \$40
8. All-Events Fee is \$5.00 Prize Fee Only. First score will be your counted as your all-events score.
9. **Bowling balls must be released to the general public to be used in this tournament.**

All prize money in each division will stay in that division.

Credit Cards may be used but will be charged a 4% fee

Name on Card _____ Card # _____

Exp. Date _____ CVV # _____

Signature _____

Mail entries to Association Manager

James Hartman

2105 West Dewey Road

Scottville, Michigan 49454

(231-510-2643)

Make checks payable to W.M.U.S.B.C.



GOMERY'S
 AUTOMOTIVE
 REPAIR & SERVICE
 3523 S GETTY ST
 (213) 737-4286

2024 West Michigan USBC Masters Open Tournament

USBC Certified

Held at:
Bob-Hi Lanes
2930 Getty
Muskegon, Mi.
49444
231-773-1928

FIRST PLACE
\$600.00
 Based on 32
 Entries Max 40

Mail entries with fee to:
West Michigan USBC
2105 West Dewey Rd
Scottville, Michigan
49454
(231) 510-2643

Date: February 3, 2024 @ 10:00 AM

Format: Each bowler shall bowl a five-game qualifying block across 10 lanes. The top eight bowlers after qualifying shall bowl a bracket final. (Based on total entries)

Awards: First Place \$600.00; plus, jacket and paid entry into the Michigan State Master Tournament. 1 in 5 will cash.

Cost: \$75.00 (\$ 50.00 prize fund, \$25.00 linage and expense)
Lanes will be assigned by entry received.

Name: _____ Id# _____

Address: _____ City _____ Zip _____

Phone: _____ E-Mail _____



Rules & Regulations

1. This is an individual match game event open to all certified members of the West Michigan USBC. All must have 21 games current season in a West Michigan USBC league.
2. The number of match play contestants will be determined by the number of entries. The champion entry fee will be paid for the next West Michigan USBC Masters.
3. In the qualifying round, bowlers will be assigned a lane. Starting on lane one (1) based on when entry is received and will bowl five games across ten lanes moving after each game. No more than 4 per lane.
4. If there is a mechanical breakdown and an unreasonable delay occurs the tournament manager may authorize reasonable practice. If there is a breakdown the tournament manager can reassign bowlers.
5. In the case of a tie for qualifying or final match play position, one additional game will be bowled. The bowlers will draw for starting positions. If a tie exists after the one game roll off then a 9th and 10th frame will be conducted. Bowlers will begin the roll off on the lane on which the bowler finished the previous game. As in all other games, the bowler on the odd lane will start the match.
6. Each final match will be 2 game total pins will determine the winner. Pairings for the initial round of matches will be based on the finish of the contestants in the qualifying round. Pairing will continue on a bracket system, which will be on display in the tournament office.
7. Cost will be \$75.00 (\$50.00 prize fund and \$25.00 for lineage and office fees
Entries will close February 3 at 9 AM. NO EXCEPTIONS
8. The winner will receive a check and name added to the plaque and also a pendant with name on it and an entry into the Michigan State USBC Masters Tournament.
9. The winner of this Tournament will be required to abide by the rules of the MSUSBCBA State Masters Tournament.
10. Prize money checks will be distributed within 14 days and are void if not cashed within 90 days.
11. Bowling balls must be released to the general public to be used in this tournament.

**ALL MONEY MUST BE WITH ENTRY. IF PAYING BY CHECK MAKE PAYABLE TO West Michigan USBC.
IF PAYING BY CREDIT CARD THEIR WILL BE AN ADDITIONAL 4% CHARGE**

Credit Card Type _____ Credit Card Number _____
Exp. Month _____ Exp. Year _____ CVV Number _____

Fillable form on www.muskegonbowling.com or printable form on Facebook page West Michigan USBC



2024 West Michigan USBC & Greater Holland Association Youth City Tournament



SAME AS LAST YEAR!!

BOWL FOUR GAMES AND THROW THE LOW SCORE OUT...

Fees: \$15.00 per person

Northway Lanes
1751 East Evanston
Muskegon, Mi. 49442
231-773-9181

Squad Dates and Times
Sunday March 17th & 24th
11:00 AM

Entries (with fees) must be received by Friday, March 15, 2024

Preferred Dates (**Singles event**) 1. _____ 2. _____

<u>Membership Number</u>		<u>List name as on membership card</u>	<u>M/F</u>	Highest 22-23 Yearbook Average	Current average as of 12-31-23
1					
2					
3					
4					



RULES AND REGULATIONS

1. The tournament is open to all certified Greater Holland and/or West Michigan USBC Youth with a league average in these associations.
2. USBC rules and regulations will govern this tournament. **The tournament shall consist of a singles event only; four consecutive games shall be bowled. At the end of the fourth game, the lowest game will be thrown out, using three games for a series. If an award score is bowled, it must be in the first three games to count for a series award.**
3. AVERAGES: a) Bowlers will use their highest 2022-2023 yearbook average. IF NO YEARBOOK AVERAGE: c) Bowlers will use their highest league average, minimum of 15 games, as of December 31, 2023. All others will bowl scratch. e) Any falsification of averages may result in disqualification of bowlers.
4. The handicap to be used will be 90% of 210 scratch.
5. Changes should be reported to the Tournament Director as soon as possible, but not later than one half hour prior to squad time. Bowlers should report to tournament office one hour before squad time.
6. Tardy bowlers must begin in the frame being bowled. MAKE UP FRAMES ARE NOT PERMITTED IN TOURNAMENT BOWLING. No absentee or vacancy scores shall be permitted.
7. No smoking, use of tobacco products, drinking of alcoholic beverages or unsportsmanlike conduct by participants **will not** be permitted. Bowlers **will not** be permitted to use amusement games and/or electronic devices during his/her squad time.
8. Awards will be given using a 1 in 7 ratio, or major portion thereof, according to the number of entries in each class. First place awards will be given in all classes.
9. **A fee of \$15.00 per person for each event: Lineage \$12.00, Expenses/Awards -\$3.00**
ENTRY FEES MUST ACCOMPANY ENTRY FORM. (Entries close, Friday, March 15, 2024- 6:00 pm)
There will be a \$20.00 fee for all checks returned NSF.
10. Errors in scoring must be reported to the Tournament Director within 24 hours. All mathematical errors will be corrected.
11. PROPER BOWLING ATTIRE IS REQUIRED. Prohibited attire includes, but is not limited to: head coverings, tank tops, pajama bottoms or clothing with offensive language/images. Slacks/pants preferred. If wearing shorts, they must be knee length or longer. No short shorts. You may be asked to change if attire is not suitable.
12. As required by the bowling center – neither food nor drink may not be brought into the bowling center. Please respect the Proprietor's rules.
13. Bowlers may be required to show proof of membership, such as: membership card, copy of membership card or membership receipt at time of check in.
14. Bowlers are asked to provide their own bowling equipment (balls and shoes) and not share equipment with other tournament bowlers.

Entries with fees should be sent to: Youth City Tournament
Attn: James Hartman 2105 West Dewey Road. Scottville, Mi. 49454
Phone # 231-510-2643.
Make checks payable to: West Michigan USBC

Singles Divisions

<u>Boys</u>	<u>Girls</u>
A. 180 and up	160 & up
B. 140-179	121-159
C. 106-139	84-120
D. 105 & under	84 & under

WEST MICHIGAN USBC 6th ANNUAL CHAMPIONSHIP TOURNAMENT

USBC Certified
Multiple Team Entries Accepted

Handicap 90% of 240
Four Divisions - 1 in 6 will cash


DOUBLES - SINGLES

Sherman Lanes
1531 W Sherman Blvd
Muskegon, Mi. 49441




Team Event

FOE Hart
4555 N Oceana Dr
Hart, Mi. 49420



Tyler Sales



Entries available until two days before Final Day. Entries must be paid in full

Teams or individuals having reserved dates **MUST** have entries in the mail on or before **March 29, 2024**

Tournament may be extended at discretion of Tournament Committee

SQUAD DATES AND TIMES

Team Event

Doubles/Singles Event

04-6	Saturday	6:30 PM		
04-7	Sunday	6:30 PM	04-7	Sunday 6:00 PM
04-8	Monday	6:30 PM	04-8	Monday 6:00 PM
04-9	Tuesday	6:30 PM	04-9	Tuesday 6:00 PM
04-10	Wednesday	6:30 PM	04-10	Wednesday 6:00 PM
04-11	Thursday	6:30 PM	04-11	Thursday 6:00 PM
04-12	Friday	6:30 PM	04-12	Friday 6:00 PM
04-13	Saturday	6:30 PM		
04-14	Sunday	6:30 PM	04-14	Sunday 6:00 PM
04-15	Monday	6:30 PM	04-15	Monday 6:00 PM
04-16	Tuesday	6:30 PM	04-16	Tuesday 6:00 PM
04-20		6:30 PM	04-20	6:00 PM
04-21		6:30 PM	04-21	6:00 PM

Additional Times and Dates may be available per entries.

Times and dates could change per West Michigan USBC board

5th ANNUAL CHAMPIONSHIP TOURNAMENT RULES

1. West Michigan USBC sanctioned members are eligible to participate in the annual tournament. High School athletes and/or Junior bowlers are **not** allowed to participate in the tournament.
2. This tournament shall be conducted on an individual handicap basis, 90% of 240 scratch.
3. Averages for this tournament are to be the highest average of 15 games or more bowled in certified WMUSBC league play, as recorded in the last printed yearbook 2022-23. Averages established in certified leagues which start their schedules after March 15 for the summer season shall be accepted as an official average. Persons who do not have a sufficient number of games bowled to establish an average as of April 1 2024, shall submit their current average of 15 games or more to the tournament manager as of the day they bowl in the tournament. Bowlers who do not have an established average of 15 games or more shall be required to bowl scratch.(240)
4. If any bowler's highest current average at the time they come to bowl in the tournament is ten pins higher for 21 games or more in certified league play anywhere than their final average as listed in the yearbook, they shall use the highest average for the tournament.
5. It shall be the bowler's responsibility to verify the accuracy of their average, whether originally submitted by themselves, their team captain or others.
6. Failure to use the proper average shall disqualify the score if submitted average is lower than actual average. Prize winnings shall be based on the submitted average if it is higher than the actual average.
7. Corrections in averages can be made up to the completion of the first game of a series. See USBC rule 319e on average adjustment.
8. Bowlers should familiarize themselves with the USBC rule 319c on re-rating. The tournament manager can re-rate any bowler.
9. Any bowler, who has had their average re-rated by a local association or USBC committee, must notify the tournament manager of the average set by the committee and must use the re-rated average in the tournament. Tournament bowlers need to report their previous tournament prize winnings of \$300.00, \$500.00, \$1000.00 or more as a condition of entry (RULE 319d.)
10. All entry fees must accompany entry form in full. Prize fees will be returned 100% in prizes. Ratio of each division prizes will be at least one (1) of each six (6) entries, and all events will be at least one (1) for six (6) entries. Champions in all divisions will be awarded championship awards. Optional scratch ratio is one (1) in six (6) entries.
11. In case of a tie for first place in any event, (Division 1, Division 2, Division 3), First and second place money will be split and jackets awarded to both teams.
12. Any five sanctioned WMUSBC bowlers may make up a team and enter the tournament.
13. Bowlers may bowl multiple times but only three members of a team already entered in the tournament may bowl together on another team. When a bowler is a member of multiple teams entered in the tournament, the first score bowled in team event shall count towards their all events score.
14. You may compete more than once in the individual and doubles events but must have different partner. A bowler that enters singles must enter doubles and vice-versa. First score in doubles and singles counts for all-events. In singles may only cash once. Doubles cash multiple.
15. Bowlers entered in the team, singles, and doubles events, may participate in the all-events by paying the sum of \$5.00 per person. A bowler desiring to enter the all-events must do so prior to participating in any event of the tournament. Women may enter in division 1 or 2.
16. Captains may request to be paired with another team and **requests must be submitted together**, otherwise all teams will be paired according to averages. All teams from a league may bowl together if lanes are available.
17. All must check in 30 minutes prior to bowling in the team, doubles and singles event. Lanes for both team and minor events will be assigned by the tournament manager.
18. In the minor events, doubles will be bowled first. When completed, singles will be rolled on the same pair of lanes.
19. No entry forms will be accepted unless properly filled out, listing the players full names, captain's name and address, and their correct averages.
20. The WMUSBC Tournament shall be played in the strict compliance with the rules and regulations of the USBC.
21. Substitutes must bowl in the position vacated by the original entrant as listed on the entry form. If sub is already bowling on another team, they can NOT change teams.
22. **Entry forms is correct for starting lineups. Subs must take place of absent bowler. If you are already on a team you may NOT change teams.**
23. **Bowling balls must be released to the general public to be used in this tournament.**

CLASSIFIED DIVISION

DIVISION 1

Team 951 and above
Doubles 381 and above
Singles 191 and above

DIVISION 2

Team 950 and below
Doubles 380 and below
Singles 190 and below

DIVISION 3 *Women Only

Doubles 310 and above
Singles 155 and above

DIVISION 4 *Women Only

Doubles 309 and below
Singles 154 and below

ALL PRIZE FEE CHECKS WILL BE GOOD FOR 90 DAYS

TEAM ENTRY – Please circle Division		
\$ 125.00		
DIVISION 1		DIVISION 2
U.S.B.C. ID NO.	BOWLERS NAME:	AVERAGE
1		
2		
3		
4		
5		
6		
TEAM DIVISION		TEAM AVERAGE

TEAM NAME: _____

CAPTAIN'S NAME: _____

ADDRESS: _____

CITY: _____

PHONE NUMBER: _____

E-MAIL: _____

TEAM RESERVATION FOR: _____

D/S RESERVATIONS FOR: _____

MAKE CHECKS PAYABLE TO: WMUSBC
MAIL ENTRIES TO:
JIM HARTMAN - ASSOCIATION MANAGER
2105 W. Dewey Road, Scottville, MI 49454
PHONE: 231-510-2643

IF NONE: TEAM D/S

1ST CHOICE _____ / _____

2ND CHOICE _____ / _____

3RD CHOICE _____ / _____

PLEASE SEND ENTRIES IN TOGETHER IF YOU WISH TO PAIRED WITH ANOTHER TEAM:

DOUBLES ENTRY		SINGLES ENTRY				ALL – EVENTS	
MUST BOWL AS ENTERED BELOW PLEASE PRINT		DIVISION 1 - 191 & Above DIVISION 2 - 190 & Below DIVISION 3 - 155 & Above DIVISION 4 - 154 & Below				DIVISION 1 – 191 & Above DIVISION 2 – 190 & Below	
DIVISION 1 - 381 & Above DIVISION 2 - 380 & Below DIVISION 3 - 310 & Above DIVISION 4 - 309 & Below		\$ 25.00				\$ 5.00	
\$ 50.00		DOUBLES/SINGLES				ALL - EVENTS	
PRINT BOWLERS NAME:		DIVI	SCR	DIVI	SCR	DIVISION	SCRATCH
PAIR 1							
PAIR 2							
PAIR 3							

TOURNAMENT FEES

FEE BREAKDOWN

PRIZE FEE \$ 12.50
 LINEAGE \$ 10.50
 OFFICE FEE \$ 2.00
TOTAL FEES **\$ 25.00**

PER PERSON PER EVENT \$ 25.00 X 3 EVENTS
 OPTIONAL ALL-EVENT \$ 5.00
TOTAL **\$ 80.00**

FOR OFFICE USE ONLY:					CASH
TEAM	DOUBLES	SINGLES	ALL EVENTS	TOTAL	M.O.
\$	\$	\$	\$	\$	P. CHECK

*Optional Scratch will be offered in
 Doubles, Singles and All-Events events at
 \$10.00 per event with \$1.00 per event
 subtracted for office fees.*

Four Divisions - 1 in 6 will cash

ENTRY CALCULATION

1 TEAM @ \$ 125.00= \$ 125.00 = _____
 _____ DBLS @ \$ 50.00 = _____
 _____ SGLS @ \$ 25.00 = _____
 _____ A.E. @ \$ 5.00 = _____

Optional Scratch Calculations

_____ DBLS @ \$20.00 _____
 _____ SGLS @ \$10.00 _____
 _____ All – Events @ \$10.00 _____

TOTAL FEES FOR THIS ENTRY \$ _____

Credit Cards may be used but will be charged an additional 4% fee

Name on Card _____

Credit Card # _____ Exp Date _____ CVV # _____

DO ANY OF YOUR BOWLERS NEED HANDICAP ACCESSIBILITY? YES ___ NO ___

- WARNING -

If a re-check of averages discloses a bowler has a higher average than submitted, their score will be **disqualified**. If you submit too high of an average, the score will stand on the average submitted. No average will be changed after the entrant has bowled unless written extension has been granted by the Association Manager.



SPECIAL MENTION
<p>Please list any dignitaries bowling on this team that deserve recognition. Example: 1) Past champions of last year's event: 2) Past Presidents: 3) Current board members: 4) Members of the Greater Muskegon Bowling Hall of Fame. Time permitting; every effort will be made to recognize these people.</p> <p>_____</p> <p>_____</p> <p>_____</p>

**Bowlers, Please Patronize Our
Wonderful Sponsors Through the 2023-2024 Season**



Gomery's Automotive
Repair & Service
3523 S. Getty St.
231-737-4286

Tyler Sales



Get connected! nexesrealty.com

NEXES
Realty, Inc.

Steve Schuitema
Professional Realtor® Associate Broker
steve@nexesrealty.com

Office	231.739.3501
Direct Line	231.759.3636
Cell	231.578.0566
Personal Fax	231.759.3936


880 W. Broadway
Muskegon, MI 49441

Proud Youth Sponsor

**DOUBLE DEUCE
GRAPHIX**
231-563-3375
DIRTHUSTLER99@YAHOO.COM
YOUR ONE STOP VINYL GRAPHICS BUSINESS
FOR CARS, BOATS, TRAILERS, RACE CARS, SIGNS,
BANNERS, CORN HOLE BOARDS AND MORE.
WE ALSO DO DESIGN WORK FOR ALL YOUR NEEDS
LIKE LOGOS, SHIRTS, HATS, AND SO MUCH MORE.

Thank You for your Support to the SPORT of Bowling!!

West Michigan USBC

Awards Application

2023/2024 Bowling Season- Forward this application within 20 days to
Association Manager James Hartman 2105 West Dewey Rd
Scottville, Michigan 49454

Center Name: _____ Center # _____

Center Address _____

League/ Tournament _____ Competition #: _____

League/ Tournament Official: _____

League/ Tournament Official Signature: _____

Competition Type: League Tournament Interscholastic

Members Name: _____ National ID # _____

Date Bowled: _____ Average: _____ Number of Games: _____ Male Female

Game 1: _____ Game 2: _____ Game 3: _____ Series: _____ Avg. _____ Games _____

400 Series (100 Average or less) 500 Series (135 Average or less and 200 Game)

600 Series (165 Average or less and 250 Game) 700 Series (200 Average or less)

All Spare Game Big 4 Split Conversion 7-10 Split Conversion

Dutch 200 Game 100 Pins over Average Game Triplicate Games

Stepladder Series (Must be in 1 Pin succession) 11 In a Row (Either Front or Back)

140 Pins Over Average in a 3 Game Series

West Michigan USBC

Youth Award Application

2021/2022 Bowling Season- Forward this application within 20 days to
Association Manager James Hartman 2105 West Dewey Rd
Scottville, Michigan 49454

Center Name: _____ Center # _____

Center Address _____

League/ Tournament _____ Competition #: _____

League/ Tournament Official: _____

League/ Tournament Official Signature: _____

Competition Type: League Tournament Interscholastic

Members Name: _____ National ID # _____

Date Bowled: _____ Average: _____ Number of Games: _____ Male Female

Game 1: _____ Game 2: _____ Game 3: _____ Series: _____ Avg. _____ Games _____

50 BOWLOPOLIS GAME	125 YOUTH GAME	300 YOUTH SERIES
75 BOWLOPOLIS GAME	150 YOUTH GAME	350 YOUTH SERIES
100 BOWLOPOLIS GAME	175 YOUTH GAME	400 YOUTH SERIES
100 BOWLOPOLIS SERIES	200 YOUTH GAME	450 YOUTH SERIES
150 BOWLOPOLIS SERIES	225 YOUTH GAME	500 YOUTH SERIES
200 BOWLOPOLIS SERIES	250 YOUTH GAME	550 YOUTH SERIES
250 BOWLOPOLIS SERIES	275 YOUTH GAME	600 YOUTH SERIES
300 BOWLOPOLIS SERIES		650 YOUTH SERIES
		700 YOUTH SERIES
		750 YOUTH SERIES